

## Public Consultation and Inuit Qaujimanituqangit (IQ)

Phase 2 Proposal

Final Hearing Iqaluit and Pond Inlet November 2019

1

## Presentation Overview

- Public Consultation and Inuit Qaujimanituqangit (IQ) Overview
- What We've Heard
- Baffinland's Response to What We Heard Environmental and Socio-economic Issues
- Conclusions



2

2



3

## Summary of Public Consultation

**193** Baffinland Public Consultations and Engagements (2015 - 2019)

- **35** Public Meetings
- **90** HTO and Hamlet Meetings
- **40** Working Group Meetings
- **10** Inuit Knowledge Workshops
- **18** Site Visits (2015 - 2019)



4

4



5

## Phase 2 Public Consultation

### 2018 Public Consultation

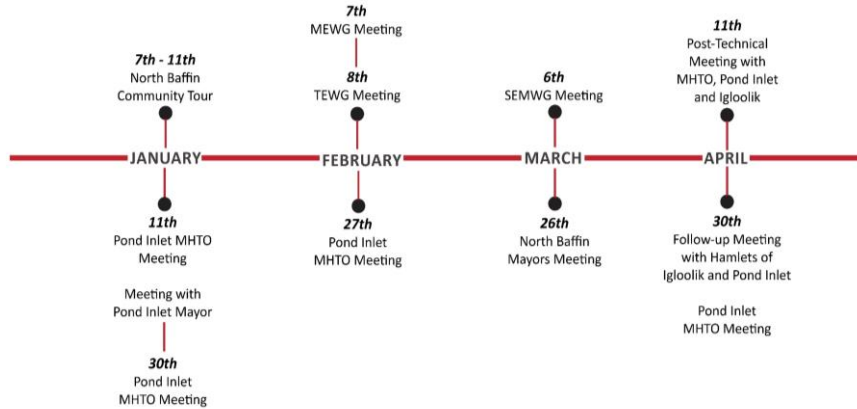


6

6

## Phase 2 Public Consultation

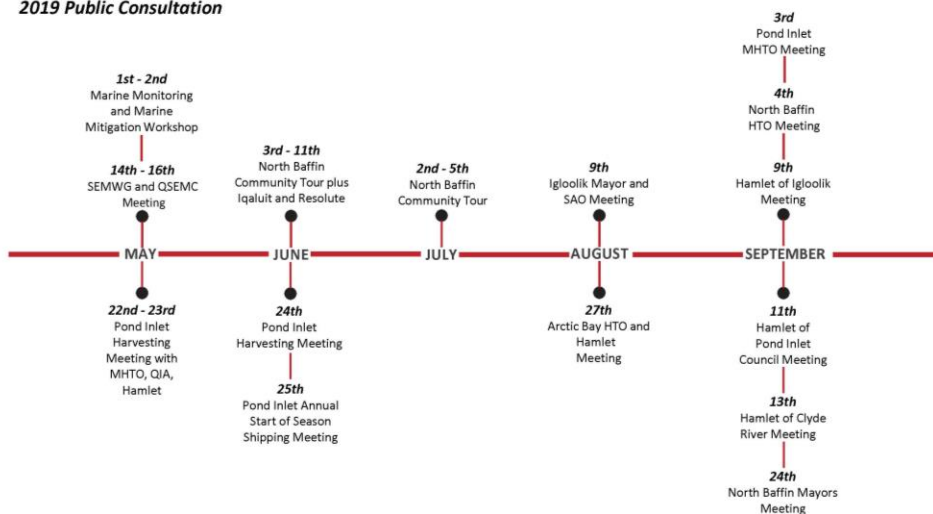
### 2019 Public Consultation



7

## Phase 2 Public Consultation


### 2019 Public Consultation



8

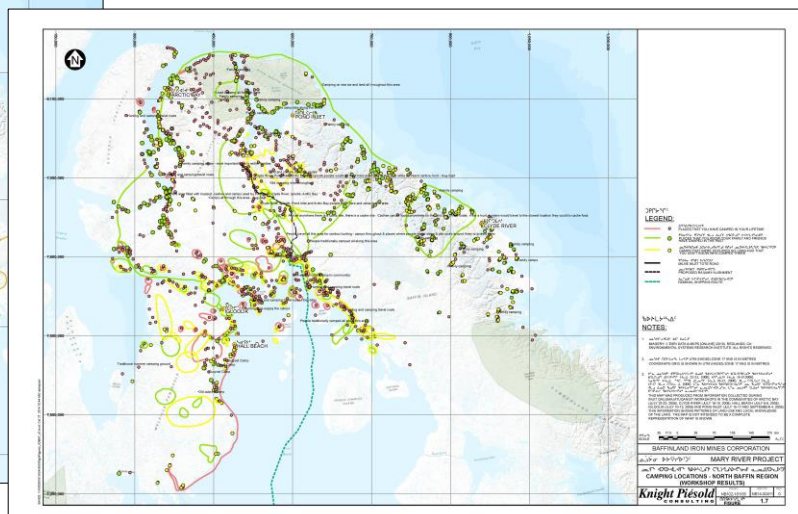
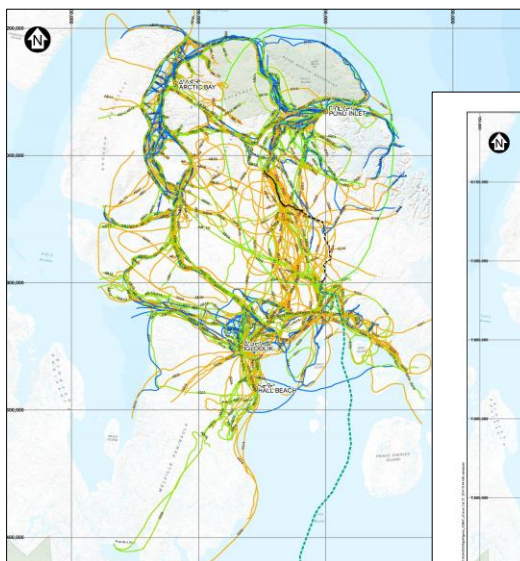
## Mary River Inuit Knowledge Study (2006 - 2010)

- **Extensive Inuit knowledge sharing**
  - 5 Working Groups
  - Interviews
  - Workshops
  - Community Researcher Training
  - Sea Ice Trip and 5 day working group meeting
  - Site visit
- **Information shared remains relevant today**
- **Information shared has informed past and current Project design and management considerations**



9

9



10

10



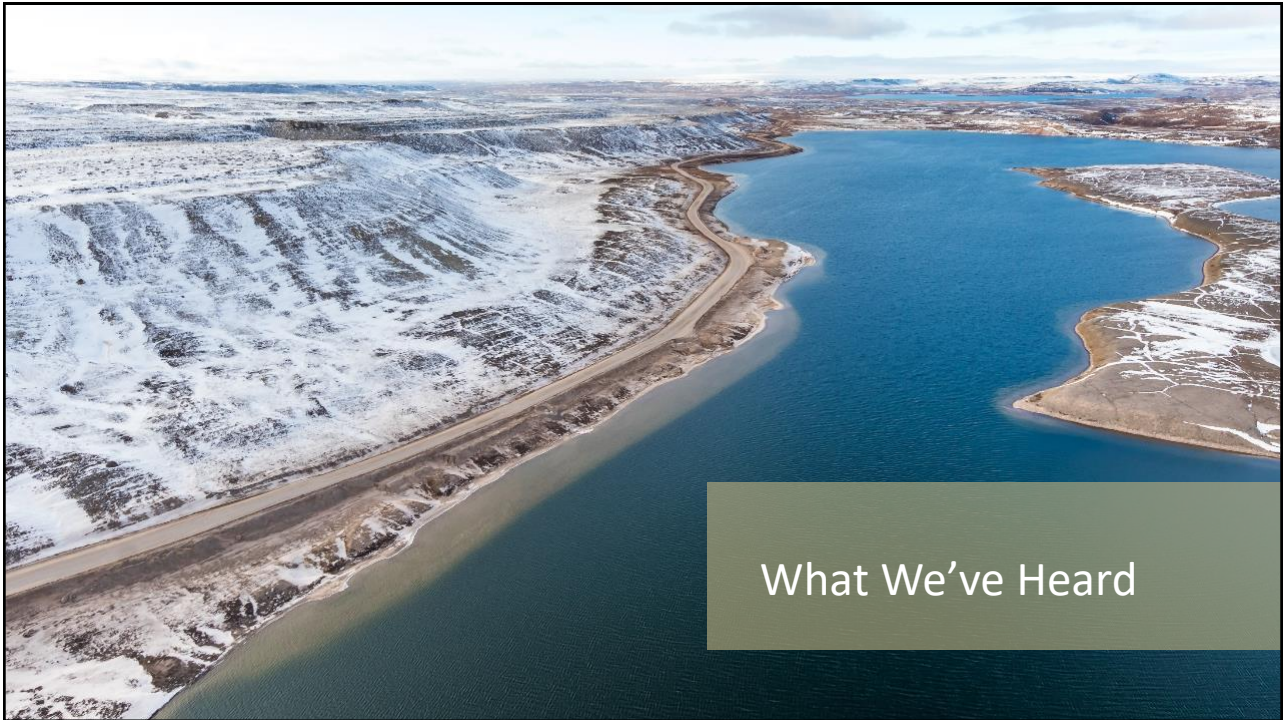
11

## 2015 - 2016 Community Workshops

- QIA reviewed and approved workshop methodology
- 5 themed workshops
  - Invited persons workshops
  - Public open houses
- Based on 2014 Phase 2 Proposal (8.5-month shipping and trucking of ore)
- Revised shipping season as a result of workshops
- Discussed Project options
- Built on foundational information gathered during previous Inuit knowledge interviews and workshops
- Increased focus on Northern Transportation Corridor







15

## Key Environmental and Socio-Economic Issues Raised

- Rail and Rail Alignment
  - Rail may cause caribou to avoid the area
  - Deviation affects hunting and travel routes
- Dust and greenhouse gas emissions
- Marine Environment
  - Lower narwhal abundance observed in 2017 and 2018 in Pond Inlet
  - Uncertainty over the impact of icebreaking and increased shipping

16

## Key Environmental and Socio-Economic Issues Raised

- Integration of IQ
  - Uncertainty around how IQ is built into decision making at Baffinland
  - Increase Inuit involvement in project monitoring
  - Uncertainty of the effect on livelihoods
- Inuit Training, Employment and Business Opportunities
  - Need to increase Inuit employment and provide more training opportunities
  - Need to access and develop local small businesses
- Community Benefits
  - Communities do not feel that they are receiving direct benefits as a result of Baffinland or through the IIBA



17

17

## Tusaqtavut Reports



TUSAQTAVUT FOR PHASE 2 APPLICATION OF THE MARY RIVER PROJECT

Qikiqtani Inuit Association  
June 14, 2019



QIKIQTANI INUIT ASSOCIATION'S TUSAQTAVUT STUDY SPECIFIC TO THE  
BAFFINLAND MARY RIVER PROJECT PHASE 2 FOR THE COMMUNITIES OF  
IGLOODIK AND HALL BEACH

Qikiqtani Inuit Association  
September 26, 2019



18

18



19

## Railway and Caribou Management

20

## Crossing Selection Workshop

- Baffinland held a Crossing Selection Workshop July 29-August 2, 2019
- Representatives from Pond Inlet, Igloolik, QIA and the GN in attendance



21

21

## Crossing Selection Workshop

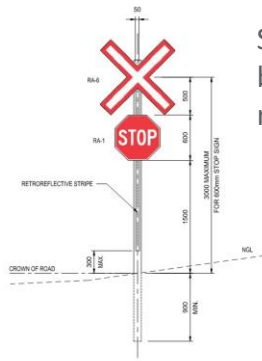
- Discussions focused on railway design for caribou and land user crossings
- Location of deviation raised by community representatives as a major concern
- Alternative deviation routes were proposed by the Mittimatalik Hunters and Trappers Organization and Igloolik Hunters and Trappers Organization and investigated



22

22

## Caribou Protection by Design



Snowmobile crossing sign would be included with the stop sign and rail crossing sign

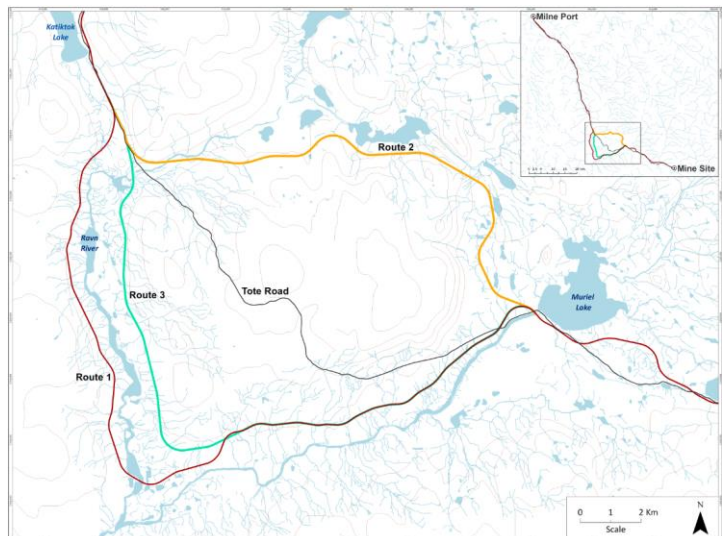


23

23

## Alternative Deviation Route Investigation

- Two alternative deviation routes identified during Crossing Selection Workshop



24

24

# Air Quality and Dust Management

## Dust Management by Design

- Crushing
  - Phase 2 will see major changes to the crushing process
- Transportation
  - Moving from road to rail decreases dust along the transportation corridor



# Shipping and Marine Wildlife Management



27

27

## Shipping Management

- All vessels are expected to:
  - Follow established Shipping Corridor through Eclipse Sound to Milne Port; no shipping through Navy Board or Northwest Passage
  - Avoid Koluktoo Bay and the western shoreline near Bruce Head
  - Travel at 9 knots (15 km/hr) along the Shipping Corridor

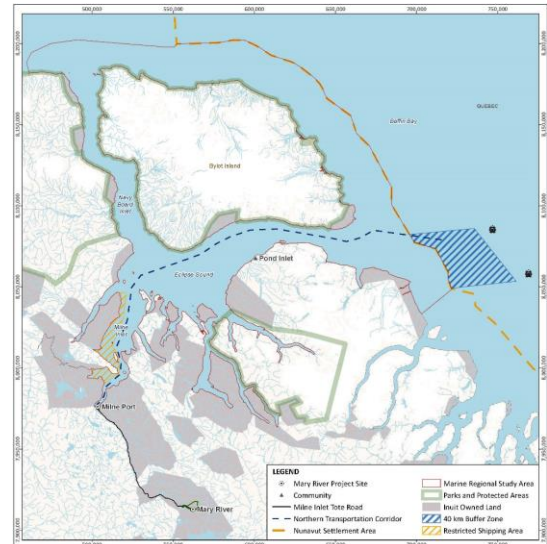


28

28

## Shoulder Season Shipping

1. Community is no longer using sea ice
2. Landfast ice is broken along entire track
3. Creation of a 40 Km buffer zone
4. Restricted transits in heavier ice conditions



29

29

## Inuit Training/Employment and Business Opportunities



30

30

## Summary of Opportunities

- Socio-economic
  - **\$1,000,000** to each community annually to support community needs
- Hunter support
  - **\$100,000** to each community annually
- Community wellness
  - **\$100,000** to each community annually



31

31

## IQ at Baffinland



32

32

## Integration of IQ

- Culture, Resources and Land Use Monitoring Program
- Adaptive Management Plan
- Inuit Advisory Panel
- IQ Management Framework



33

33

## IQ Management Framework

Identifies procedures and provides guidance on:

- Schedule and timing for gathering and integration of IQ
- Roles and responsibilities of parties involved
- Processes and mechanisms through which IQ informs Project related decision-making
- **Baffinland released an IQ Management Framework on September 16<sup>th</sup> committing us to the development of an Inuit Advisory Panel upon approval of Phase 2**



34

34

## Inuit Advisory Panel

### Objectives

- Advice on the development of monitoring programs, and interpretation of results
- Advice on the implementation of adaptive management strategies, as necessary
- Advice on the development of future modifications to the Project and subsequent application materials

### Development

- The Terms of Reference and other details of the Inuit Advisory Panel will take time to develop in consultation with communities
- **The Inuit Advisory Panel will meaningfully integrate IQ into ongoing Project planning**



35

35



Conclusion

36

## Ongoing Engagement

- Mutual desire to work together
- Active and frequent engagement is important
- Communicate through various methods (meetings, open houses, Facebook, local radio, Baffinland Community Liaison Officers, VHF Radio)
- All communities are different - Baffinland has committed to the development of community-specific engagement guidelines
- Regular communication about how information has influenced Baffinland's processes and decisions



37

37

## Summary of Key Points

- Baffinland has conducted extensive consultation to date on the Approved Project and Phase 2 Proposal
- Project design and mitigations have been meaningfully influenced by consultation
  - Rail alignment
  - Shipping season
- Baffinland has and will continue to work hard to incorporate Inuit perspectives into Project decision-making
- To further our understanding we have:
  - Developed an Inuit Qaujimanituqangit Management Framework
  - Committed to the development of a Culture, Resources and Land Use monitoring program
  - Committed to the development of an Inuit Advisory Panel
- Baffinland is committed to maintaining frequent engagement opportunities throughout the life of the Project



38

38



Questions?  
 $\Delta^a \dot{J}^c$