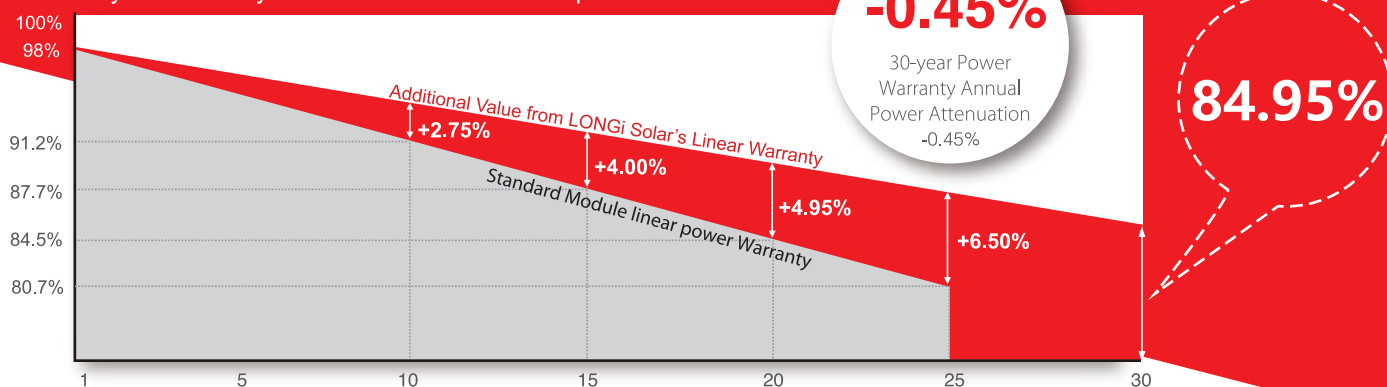


LR5-72HBD 520~540M

Hi-MO 5

**High Efficiency
Low LID Bifacial PERC with
Half-cut Technology**

12-year Warranty for Materials and Processing;
30-year Warranty for Extra Linear Power Output



Complete System and Product Certifications

IEC 61215, IEC 61730, UL 61730

ISO 9001:2008: ISO Quality Management System

ISO 14001: 2004: ISO Environment Management System

TS62941: Guideline for module design qualification and type approval

OHSAS 18001: 2007 Occupational Health and Safety



* Specifications subject to technical changes and tests. LONGi Solar reserves the right of interpretation.

Front side performance equivalent to conventional low LID mono PERC:

- High module conversion efficiency (up to 21.1%)
- Better energy yield with excellent low irradiance performance and temperature coefficient
- First year power degradation <2%

Bifacial technology enables additional energy harvesting from rear side (up to 25%)

Glass/glass lamination ensures 30 year product lifetime, with annual power degradation < 0.45%, 1500V compatible to reduce BOS cost

Solid PID resistance ensured by solar cell process optimization and careful module BOM selection

Reduced resistive loss with lower operating current

Higher energy yield with lower operating temperature

Reduced hot spot risk with optimized electrical design and lower operating current

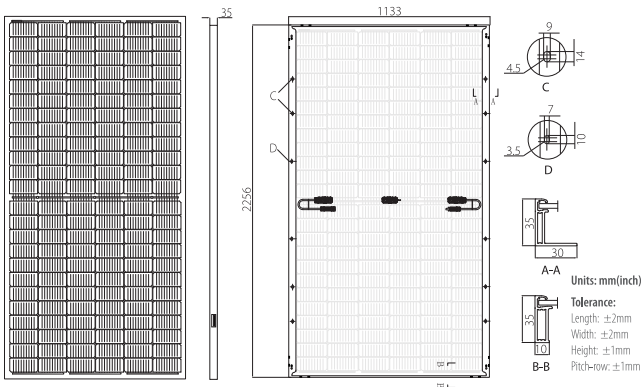
LONGi

Room 801, Tower 3, Lujiazui Financial Plaza, No.826 Century Avenue, Pudong Shanghai, 200120, China
Tel: +86-21-80162606 E-mail: module@longi-silicon.com Facebook: www.facebook.com/LONGi Solar

Note: Due to continuous technical innovation, R&D and improvement, technical data above mentioned may be of modification accordingly. LONGi have the sole right to make such modification at anytime without further notice; Demanding party shall request for the latest datasheet for such as contract need, and make it a consisting and binding part of lawful documentation duly signed by both parties.

LR5-72HBD 520~540M

Design (mm)



Mechanical Parameters

Cell Orientation: 144 (6×24)
Junction Box: IP68, three diodes
Output Cable: 4mm², 300mm in length,
length can be customized
Glass: Dual glass
2.0mm coated tempered glass
Frame: Anodized aluminum alloy frame
Weight: 32.3kg
Dimension: 2256×1133×35mm
Packaging: 31pcs per pallet
155pcs per 20'GP
620pcs per 40'HC

Operating Parameters

Operational Temperature: $-40^{\circ}\text{C} \sim +85^{\circ}\text{C}$
 Power Output Tolerance: $0 \sim +5\text{ W}$
 Voc and Isc Tolerance: $\pm 3\%$
 Maximum System Voltage: DC1500V (IEC/UL)
 Maximum Series Fuse Rating: 30A
 Nominal Operating Cell Temperature: $45 \pm 2^{\circ}\text{C}$
 Safety Protection Class: Class II
 Fire Rating: UL type 3
 Bifaciality: $70 \pm 5\%$

Electrical Characteristics

Test uncertainty for Pmax: $\pm 3\%$

Model Number	LR5-72HBD-520M		LR5-72HBD-525M		LR5-72HBD-530M		LR5-72HBD-535M		LR5-72HBD-540M	
Testing Condition	STC	NOCT	STC	NOCT	STC	NOCT	STC	NOCT	STC	NOCT
Maximum Power (Pmax/W)	520	388.3	525	392.1	530	395.8	535	399.5	540	403.3
Open Circuit Voltage (Voc/V)	48.90	45.75	49.05	45.89	49.20	46.03	49.35	46.17	49.50	46.31
Short Circuit Current (Isc/A)	13.57	10.97	13.65	11.03	13.71	11.08	13.78	11.14	13.85	11.19
Voltage at Maximum Power (Vmp/V)	41.05	38.27	41.20	38.41	41.35	38.55	41.50	38.69	41.65	38.83
Current at Maximum Power (Imp/A)	12.67	10.15	12.75	10.21	12.82	10.27	12.90	10.33	12.97	10.39
Module Efficiency(%)	20.3		20.5		20.7		20.9		21.1	

STC (Standard Testing Conditions): Irradiance 1000W/m², Cell Temperature 25 °C, Spectra at AM1.5

NOCT (Nominal Operating Cell Temperature): Irradiance 800W/m², Ambient Temperature 20 °C, Spectra at AM1.5, Wind at 1m/S

Electrical characteristics with different rear side power gain (reference to 530W front)

Pmax /W	Voc/V	Isc /A	Vmp/V	Imp /A	Pmax gain
557	49.20	14.40	41.35	13.46	5%
583	49.20	15.08	41.35	14.10	10%
610	49.30	15.77	41.45	14.74	15%
636	49.30	16.46	41.45	15.38	20%
663	49.30	17.14	41.45	16.02	25%

Temperature Ratings (STC)

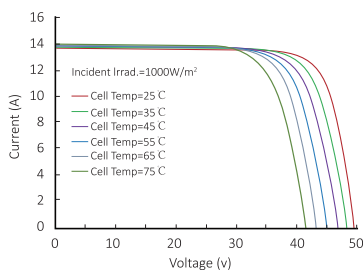
Temperature Coefficient of Isc	+0.050%/°C
Temperature Coefficient of Voc	-0.284%/°C
Temperature Coefficient of Pmax	-0.350%/°C

Mechanical Loading

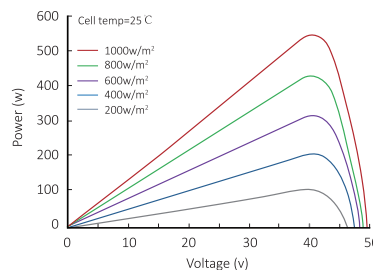
Front Side Maximum Static Loading	5400Pa
Rear Side Maximum Static Loading	2400Pa
Hailstone Test	25mm Hailstone at the speed of 23m/s

I-V Curve

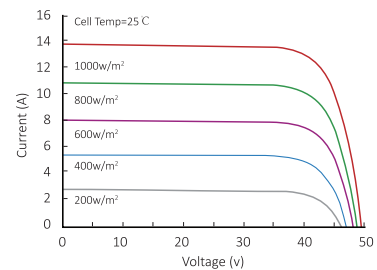
Current-Voltage Curve (LR5-72HBD-530M)



Power-Voltage Curve (LR5-72HBD-530M)



Current-Voltage Curve (LR5-72HBD-530M)



LONGi

Room 801, Tower 3, Lujiazui Financial Plaza, No.826 Century Avenue, Pudong Shanghai, 200120, China
Tel: +86-21-80162606 E-mail: module@longi-silicon.com Facebook: www.facebook.com/LONGiSolar

Note: Due to continuous technical innovation, R&D and improvement, technical data above mentioned may be of modification accordingly. LONGi have the sole right to make such modification at anytime without further notice; Demanding party shall request for the latest datasheet for such as contract need, and make it a consisting and binding part of lawful documentation duly signed by both parties.