

Spill Prevention Plan

PIN-C Remediation Project

PREPARED BY: Crown Indigenous Relations and Northern Affairs Canada

PLAN DATE: August 30, 2024

Table of Contents

1	Introduction.....	1
1.2	Purpose and Scope	1
1.3	Site Description.....	2
1.4	Project Description	2
1.5	List of Hazardous Materials.....	3
1.6	Preventative Measures – Storage and Handling	4
2	Responding to Spills	5
2.1	Response Organization	5
3	Action Plan.....	8
3.1	Potential Spill Size and Sources for Each Hazardous Material On-Site.....	8
3.2	Potential Environmental Impacts of Spill	9
3.3	General Procedures	9
3.3.1	Procedures for Initial Actions	9
3.3.2	Spill Reporting Procedures	10
3.3.3	Procedures for Containing and Controlling the Spill.....	10
3.3.4	Procedures for Transferring, Storing and Managing Spill Related Wastes	12
3.4	Specific Procedures.....	12
4	Spill Resource Inventory.....	15
4.1	On-Site Resources.....	15
5	Training Program	16
	Appendix A – Material Safety Data Sheets (Primary Products).....	17
	Appendix B – NT/NU Spill Report Form.....	35
	Appendix C – Immediately Reportable Spill Quantities.....	38

LIST OF TABLES

Table 1	Anticipated On-site Hazardous or Potentially Hazardous Materials.....	3
Table 2	Potential Spill Sources, Causes, Volumes and Direction.....	8

1 Introduction

Crown Indigenous Relations and Northern Affairs Canada (CIRNAC) intends to implement the PIN-C Remediation Project (the Project). In support of these activities, CIRNAC has developed the PIN-C Remediation Project – Spill Prevention Plan (Plan).

This current version of the Plan is conceptual in nature and a more comprehensive plan will be submitted by the successful Remediation Contractor. This current plan is considered as the minimum standard that submittals will be measured against.

1.2 Purpose and Scope

The purpose of this Spill Prevention Plan is to provide a plan of action for unforeseeable spill events during the PIN-C Remediation Project. The Plan identifies key response personnel and their roles and responsibilities in the event of a spill, as well as the equipment and other resources available to respond to a spill. It details spill response procedures that will minimize potential health and safety hazards, environmental damage and clean-up efforts. The Plan has been prepared to ensure quick access to information required in responding to a spill. This document is considered to be the minimum standard for spill response that CIRNAC requires of itself and its contractors for the duration of the Project.

All personnel will be familiar with the Spill Prevention Plan and refreshed through separate or regularly scheduled safety meetings. Training sessions will be provided by the Contractor to ensure employees have an understanding of the steps to be undertaken in the event of a spill. All personnel will be shown where spill kits are stored, be familiarized with their contents, and be trained in using spill equipment and responding to spills.

The Contractor will be required to submit a Site Specific Health and Safety Plan (SSHSP) to CIRNAC for review. The Spill Prevention Plan is considered a component of the SSHSP and is required to contain the following minimum information:

- A description of pre-emergency planning.
- Personnel roles, lines of authority and communication, emergency phone numbers.
- Emergency alerting and response procedures.
- Evacuation routes and procedures, safe distances and places of refuge.
- Directions/methods of getting to nearest medical facilities.
- Emergency decontamination procedures.
- Emergency medical treatment and First Aid.

- Emergency equipment and materials: Include and provide at minimum booms (sorberent and containment), sorbents for cleanup, fire extinguishers for A-B-C fires, overpacks for contaminated soils, pumps, hand shovels, picks and containment barriers, such as plastic sheeting.
- Emergency protective equipment: Include at minimum clothing, protective suits, respirators, etc. to comply with potential emergency conditions and in accordance with NIOSH guidelines.
- Procedures for reporting incidents.
- Spill response and containment plans for all materials that could potentially be spilled.
- Site specific spill prevention plans for all locations where refined petroleum products will be stored and used for refuelling including, but not limited to:
 - An inventory of response and clean-up equipment.
 - A site map with the location of storage facilities and the location of emergency equipment with spill response and clean-up equipment.
 - A cover page that clearly identifies the NWT 24-hour Spill Report Line and the name, job title and 24-hour telephone number for person(s) responsible for activating the Spill Prevention Plan.

1.3 Site Description

PIN-C, Bernard Harbour is a former intermediate Distant Early Warning (DEW) Line site located in the Kitikmeot Region of Nunavut, on the shores of Dolphin and Union Strait (68.781824°N, 114.832372°W). The Site was constructed in 1958 and subsequently abandoned in 1963. Crown -Indigenous Relations and Northern Affairs Canada (CIRNAC) became the custodian of the Site in 1965. The town of Kugluktuk, Nunavut, is the closest community with a full range of services to the Site, located approximately 100 km south of the Site.

The Site is composed of two distinct areas: the Main Station and the Beach. Historical facilities at the Site consist of the following: a Garage; a Warehouse; a Module Train; an Inuit House; petroleum, oil, and lubricants (POL) tank concrete foundations at the Main Station and Beach; a dismantled POL pipeline; and a downed Radar Antenna. The POL tanks at the Main Station and Beach have been removed since abandonment of the Site. There is also an active North Warning System (NWS) short-range radar (SRR) installation located approximately 5 km southwest of the Site. Two contemporary NWS POL tanks are located at the Beach within the same footprint as the historic POL foundations.

1.4 Project Description

The primary objective of the PIN-C Remediation Project is to reduce, and where possible, eliminate the risk to the environment and human health caused by legacy environmental concerns from the site.

The Project is expected to span tfour months (one month in the fall of the first year and three months of active remediation in the following calendar year). A summary of the Project related activities are provided in the

below.:

- Mobilization of personnel, equipment, materials and support facilities, including fuel;
- Construction of a temporary accommodations camp;
- Construction/maintenance of travel routes on-site connecting the beach area, accommodations camp and areas of interest;
- Construction, operation and deconstruction of the contaminated soil treatment facility;
- Demolition of structures and buildings including removal and management of hazardous materials (e.g. asbestos shingles, lead-based paints);
- Collection, cleaning and crushing of barrels;
- Collection and sorting of debris;
- Excavation of impacted soils;
- Segregation, consolidation, packaging and containerization of all impacted soils, equipment, materials and debris (hazardous and non-hazardous);
- Collection of borrow material (aggregate) from screen slopes to backfill excavated areas;
- Deconstruction of the temporary accommodations camp and packaging for removal;
- Demobilization of fuel, materials and equipment off-site including transportation of containerized soil and hazardous/non-hazardous waste and debris; and
- Disposal of all soil and waste materials at off-site facilities.

1.5 List of Hazardous Materials

Table 1 presents a list of the hazardous materials and potential contaminant streams that are anticipated to be required in support of the remedial activities. These are preliminary estimates and the Contractor will be required to provide a detailed list of all hazardous materials on-site, including the types and numbers of storage containers, storage location and Material Safety Data Sheets (MSDS) for each material.

Table 1 Anticipated On-site Hazardous or Potentially Hazardous Materials

Fuels	Number of Containers	Capacity of Containers	Location (provided by Contractor and subject to approval by INAC and SLWB)	Use
Diesel	1450	Bulk and/or drummed (205 L)	Designated storage area, location TBD and subject to approval. Minimum 100 m from waterbody (where possible).	Remediation equipment, camp generators, etc.
Gasoline	24	Bulk and/or drummed (205 L)	Designated storage area, location TBD and subject to approval. Minimum 100 m from waterbody (where possible).	Light trucks, ATVs, hand tools, etc.
Propane	1	45kg tanks	Designated/secure gas storage area, location TBD.	Camp kitchen
Motor Oil	1	Bulk and/or drummed (205 L)	Designated storage area, location TBD and subject to approval. Minimum 100 m from waterbody (where possible).	Equipment maintenance
Hydraulic Oil	1	Bulk and/or	Designated storage area, location	Equipment maintenance

Fuels	Number of Containers	Capacity of Containers	Location (provided by Contractor and subject to approval by INAC and SLWB)	Use
		drummed (205 L)	TBD and subject to approval. Minimum 100 m from waterbody (where possible).	

1.6 Preventative Measures – Storage and Handling

In addition to the response actions detailed within this plan, the Contractor must ensure that suitable preventative measures are in place to reduce the likelihood of incidents. General and practical approaches are presented below, to be refined by the Contractor:

- Once on-site, handling of hazardous material will be supervised by the Contractor and/or the Departmental Representative.
- Anyone handling hazardous material on-site will be required to wear all necessary personal protective equipment and have appropriate training.
- Material Safety Data Sheets (MSDS, also called SDS), must be readily available for all workers at site.
- Due to the volumes of fuel required, the Contractor will be required to provide a Fuel Management Plan, including proposed storage locations.
- Drums containing fuel and/or hazardous materials will be stored either on their side with bungs facing 9 and 3 o'clock position, or on pallets, upright, and banded.
- All drums of product will be labelled with CIRNAC and/or the Contractor.
- All hazardous materials transported to site will have industry standard labels.
- Designated hazardous material storage and transfer areas will be established within previously disturbed areas of the sites, more than 30m from a watercourse. The Contractor will be required to identify locations for hazardous material storage prior to initiating use.
- According to Workplace Hazardous Materials Information System (WHMIS) and/or Transportation of Dangerous Goods (TDG) standards, signs will be posted at all designated hazardous material storage and transfer areas with the product name, TDG placard and signs warning of danger.
- Designated hazardous material storage and transfer areas will have secondary containment. This will consist of a bermed area lined with an oil resistant liner. Holding capacity of berms will be a minimum of 110% capacity of the largest storage container.
- Designated hazardous material transfer areas will be equipped with spill kits for emergency use and additional supplies for preventative use. This may include spill pads and drip trays at refueling areas which may be used as routine practice to prevent accidental release.
- Portable drip trays are to be used when refueling ATVs or other mobile equipment away from designated refueling areas, to avoid any leaks/drips onto the land.
- Regular maintenance and oil checks of all motorized equipment will also be undertaken to avoid preventable leaks.
- The site foreman or designate will conduct visual inspections to check for leaks and damage to the fuel storage containers and transfer equipment, as well as check for stained or discoloured soils

around storage areas and motorized equipment. The visual inspections will be included in the foreman's weekly checks. For example, lids and caps will be checked for tight seals.

- Following any near miss or incident, lessons learned and corrective measures will be identified to prevent further similar events.

Fuel transfer and storage for the proposed activities of the PIN-C Remediation Project will be conducted by the Contractor in accordance to the following regulations, under the supervision of the Departmental Representative:

- National Fire Code of Canada (2010)
- Transportation of Dangerous Goods Act (1992)
- Transportation of Dangerous Goods Regulations
- CEPA Petroleum and Allied Petroleum Products Storage Tanks Regulations

2 Responding to Spills

2.1 Response Organization

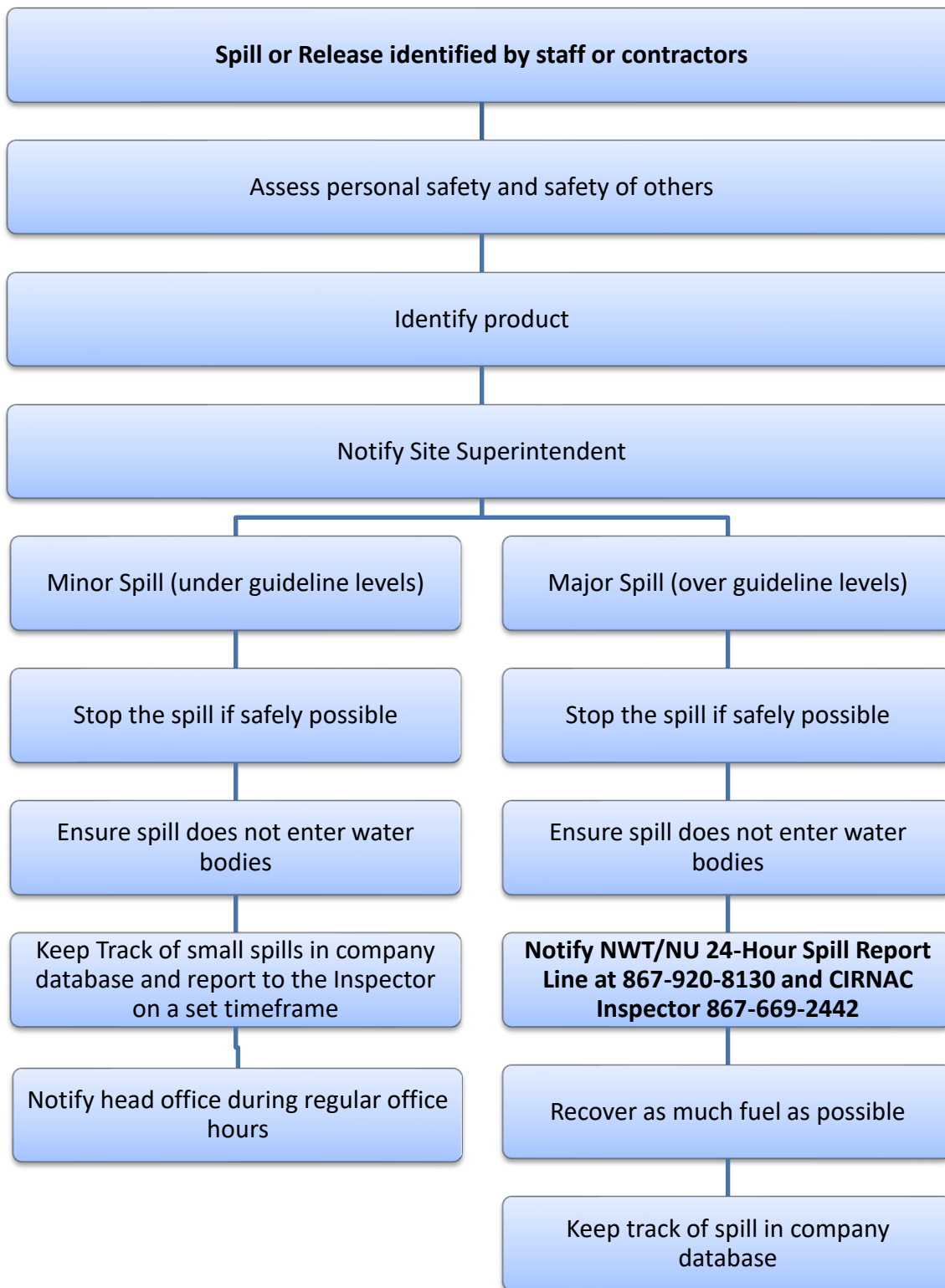
This section is intended to identify response personnel, their duties, on or off-site work locations and contact information, including 24-hour telephone numbers for those responsible for activating the plan. The Contractor will supplement this information with a flowchart depicting lines of communication and the response duties of each member of the response team.

Figure 1.0 shows the proposed organizational chart for spill response. Details of each step will be provided in the procedures for initial actions under Section 3. General duties include:

- ENSURING SAFETY of all persons in the vicinity - if necessary, remove staff from the area affected by the spill immediately
- Making every effort to IDENTIFY the spilled product
- Consulting appropriate MSDS and determine principal types of health and safety hazards associated with this product or material
- Wearing appropriate PPE when working on or near the spill
- If safe to do so, STOPPING THE LEAK
- If safe to do so, CONTAINING THE SPILL
- DOCUMENTING AND REPORTING internally and to Spill Report Line if necessary
- CLEANING UP SPILLED MATERIALS
- DISPOSING of materials in approved manner
- AT ALL TIMES: CONSIDER YOUR PERSONAL SAFETY AND THOSE OF YOUR CO-WORKERS BEFORE PROCEEDING WITH ANY ACTION

An immediately reportable spill is defined as a release of a substance that is likely to be an imminent environmental or human health hazard or meets or exceeds the volumes outlined in Appendix C. It must be reported immediately to the NWT/NU 24-Hour Spill Report Line at 867-920-8130. Any spills less than these quantities do not need to be reported to the spill reporting line. Rather, these minor spills will be tracked and documented by the Contractor and submitted to the appropriate authority either immediately upon request or at a pre-determined reporting interval. The Site Superintendent will also inform CIRNAC for inclusion in the spill tracking database and notify the Project Manager in the event of media inquiries. If there is any doubt that the quantity spilled exceeds reportable levels, the spill will be reported to the NWT/NU 24-Hour Spill Report Line.

Figure 1.0 **Flow chart of response organization**



In the event of a spill involving danger to human life, emergency response personnel will also be contacted. Employees and contractors will have a communication device (i.e., two-way radios) for communication with the Site Superintendent and other staff on-site.

3 Action Plan

This section outlines the procedures and steps that would occur in the event of a spill or unauthorized discharge. As a component of the Final Spill Prevention Plan, the Contractor is required to provide detailed procedures and steps that would occur in the event of a spill or unauthorized discharge for the hazardous materials. The Contractor will also be required to list all hazardous materials, potential discharge events, potential discharge volumes (with worst case scenario) and direction of potential discharge.

In all cases, environmental monitoring is a vital aspect of any spill or unauthorized discharge. It ensures that the emergency response team has acted correctly and that the action plan has been effective. Sampling of liquid, soil and vegetation within a spill area may be required to determine contaminant levels, if any. Once a spill is terminated and or contained, the area may be monitored on a regular basis until results conclude that levels are below prescribed limits or additional cleanup is required. The Contractor must prepare both the initial spill report (immediately), followed by the Detailed Spill Report within 30 days of the spill, documenting the incident, response, monitoring and current conditions.

3.1 Potential Spill Size and Sources for Each Hazardous Material On-Site

Table 2 lists the expected hazardous materials mobilized to site, potential discharge events, potential discharge volumes (worst case scenario in brackets) and direction of potential discharge.

Table 2 Potential Spill Sources, Causes, Volumes and Direction

Material (sources)	Potential Discharge Event	Discharge Volume (worst case)	Direction of Potential Discharge
Diesel Fuel (fuel storage, refueling stations, vehicles, generators)	1.) Over pumping during refueling 2.) Leaking of hose or fittings 3.) Leaking from vehicles and equipment 4.) Leaking of fuel drum(s) in/outside fuel storage area	Likely under 205 L/ 1 drum (likely max 820 L/4 drums per pallet)	To ground from equipment operation, fuel transfer, camp or fuel storage area(s), potential for underground seepage or overland flow.
Gasoline (pumps, power tools, vehicles)	1.) Over pumping during refueling 2.) Leaking of hose or fittings 3.) Leaking from vehicles and equipment 4.) Leaking of fuel drum(s) in/outside fuel storage area	Likely under 205 L/1 drum (likely max 820 L/4 drums per pallet)	To ground from equipment operation, fuel transfer, camp or fuel storage area(s), potential for underground seepage or overland flow.
Propane (kitchen, stove, fridge)	1.) Leaking of hose or fittings 2.) Leaking of cylinder	Likely under 45 kg/1 cylinder (single cylinder)	Volatile, release into atmosphere. Managing human health/fire risks paramount.

Material (sources)	Potential Discharge Event	Discharge Volume (worst case)	Direction of Potential Discharge
Motor Oil	1.) Leaking from vehicles and equipment 2.) Leaking of container in/outside storage area	Likely under 4 L (max 20L)	To ground from equipment or storage area(s). Unlikely to reach groundwater due to limited volumes.
Hydraulic Oil	3.) Leaking from vehicles and equipment 4.) Leaking of container in/outside storage area	Likely under 4 L (max 20L)	To ground from equipment or storage area(s). Unlikely to reach groundwater due to limited volumes.

3.2 Potential Environmental Impacts of Spill

The following section outlines the general environmental conditions of the primary hazardous materials to be managed on-site.

Diesel Fuel

Environmental Impacts: Diesel may be harmful to wildlife and aquatic life. Diesel burns slowly and thus risk to the environment is reduced during recovery as a burn can be more readily contained compared with volatile fuels. Runoff into water bodies must be avoided.

Gasoline

Environmental Impacts: Gasoline may be harmful to wildlife and aquatic life. It is not readily biodegradable though is quick to volatilize. Runoff into water bodies must be avoided.

Propane

Environmental Impacts: Propane may be harmful to wildlife and the surrounding environment and has the potential to accumulate. Propane is extremely volatile and is the most flammable material stored on-site, thus immediate impacts to the surrounding environment are a concern.

Motor Oil / Hydraulic Oil

Environmental Impacts: The environmental toxicity of these products are highly variable, even within each specific class of materials. The potential effects of each product must be evaluated when managing spills and providing response.

3.3 General Procedures

The following general response procedures have been outlined to facilitate spill response.

3.3.1 Procedures for Initial Actions

- Ensure safety of all personnel.

- Assess spill hazards and risks.
- Remove all sources of ignition.
- Stop the spill if safe to do so (e.g. shut off pump, replace cap, tip drum upward, patch leaking hole). Use the contents of the nearest spill kit to aid in stopping the spill. Tyvek suits and chemical master gloves will be located in the spill kit and should be worn immediately if there is any risk of chemical contact.
- No matter what the volume is, notify Site Superintendent.
- Contain the spill – use contents of spill kits to place sorbent materials on the spill, or use shovel to dig dike to contain spill. Methods will vary depending on the nature of the spill. See section 3.3.3 for more details.

3.3.2 Spill Reporting Procedures

Report spill immediately to Site Superintendent, who will determine if spill is to be reported to the NWT/NU 24-Hour Spill Line at 867-920-8130.

Each spill kit, as well as the site foreman, will have copies of the NWT/NU Spill Report form to be filled out (see Appendix B). Fill out the Spill Report to send to the staff of the NWT/NU 24-Hour Spill Line and report it to the CIRNAC office in Iqaluit.

3.3.3 Procedures for Containing and Controlling the Spill

- Initiate spill containment by first determining what will be affected by the spill.
- Assess speed and direction of spill and cause of movement (water, wind and slope).
- Determine best location for containing spill, avoiding any water bodies.
- Have a prevention plan ready in case spill worsens beyond control or if the weather or topography impedes containment.

3.3.3.1 Specific Spill Containment Methods for Land and Water

1) Containment of Spills on Land

Spills on land include spills on rock, gravel, soil and/or vegetation. Generally spills on land occur during the late spring, summer or fall when snow cover is at a minimum. It is important that all measures be undertaken to avoid spills reaching open water bodies.

Silt Screens

Should a release of sediment enriched water occur on land, silt fencing may be used where flow rates are slow enough to be mitigated with surface measures. A silt fence is a sediment control device which assists in retaining sediments in place to prevent migration to waterbodies.

Sorbents

Where migration is slow and product volumes are minimal, the use of sorbent materials may be sufficient to contain a spill on land. Sorbent materials recover liquid through absorption or adsorption and fall into three general categories: organic (e.g. peat moss, sawdust), inorganic sorbents (e.g. clay, sand) and synthetic

sorbents (materials designed specifically to take up oil or specific chemicals). Spill kits will contain sorbents for use in small spills. Used sorbent materials must be managed per hazardous materials (as appropriate).

Dykes

Dykes can be created using soil surrounding a spill on land. These dykes are constructed around the perimeter or down slope of the spilled product. A dyke needs to be built to a size that will ensure containment of the maximum quantity of fuel that may reach it. A plastic tarp can be placed on and at the base of the dyke such that fuel can pool up and subsequently be removed with sorbent materials or by pump into barrels or bags.

Trenches

Trenches can be dug out to contain spills as long as the top layer of soil is unfrozen. Shovels, pick axes or a loader can be used depending on the size of trench required. It is recommended that the trench be dug to the bedrock or permafrost, which will then provide containment layer for the spilled fuel. Fuel may then be recovered using a pump or sorbent materials.

2) Containment of Spills on Water

Spills on water may negatively impact water quality and aquatic life and may migrate easily. All measures must be taken to prevent and contain spills on open water.

Silt Curtains

Where the release of sediment laden water occurs, the use of silt curtains may be employed. Silt curtains are floating barriers which prevent the migration of water with elevated suspended solids. Floating nets and debris booms may also be used to contain larger solids or debris.

Booms

Booms are commonly used to recover fuel or other light non-aqueous phase liquids floating on the surface of lakes or slow moving streams. They are commonly released from the shore of a waterbody to create a circle around the spill. If the spill is offshore, a boat may be required. More than one boom may be used at once, providing a secondary means of containment. Booms may also be used in streams and should be set out at an angle to the current. Booms are designed to float and have sorbent materials built into them to absorb fuels. Fuel contained within the circle of the boom will need to be recovered using sorbent materials or pumps and placed into barrels for disposal.

Weirs

Weirs can be used to contain spills in streams and to prevent further migration downstream. Plywood or other materials found on-site can be placed into and across the width of the stream, such that water can still flow under the weir. Spilled fuel will float on the water surface and be contained at the foot of the weir. It can then be removed using sorbents, booms or pumps and placed into barrels or plastic bags.

Barriers

In some situations barriers made of netting or fence material can be installed across a stream, and sorbent materials placed at the base to absorb spilled fuel. Sorbents will need to be replaced as soon as they are saturated. Water will be allowed to flow through. This is very similar to the weir option discussed above.

3.3.4 Procedures for Transferring, Storing and Managing Spill Related Wastes

In most cases, spill cleanups are initiated at the far end of the spill and contained moving toward the center of the spill. Sorbent socks and pads are generally used for small spill cleanup. A pump with an attached fuel transfer hose can suction spills from leaking containers or large accumulations on land/ice, for containerization into empty drums. Hand tools such as cans, shovels, and rakes are also very effective for small spills or hard to reach areas.

Used sorbent materials are to be placed in plastic bags temporarily for future disposal. All materials mentioned in this section will be available in spill kits to be located at the fuel storage areas. Following clean-up, any tools or equipment used will be properly washed and decontaminated, or replaced if this is not possible.

Spilled petroleum products and materials used for containment will be placed into empty waste oil containers and sealed for proper disposal at an approved disposal facility.

3.4 Specific Procedures

As part of the Contractor's Spill Prevention Plan, specific spill response approaches will be presented for the primary products used at site. Below are **examples** of procedures outlined for a diesel fuel spill, gasoline spill, and lubricating or hydraulic oil spill.

A. Diesel Fuel Spill

- i. Initial Response:* The Site Superintendent, or their designate, shall be advised of the incident and a response initiated. **ELIMINATE** ignition sources and any open flame. **STOP** the flow of product. **CONTAIN** the flow of diesel fuel by dyking with earth or other barrier, blocking any entry to waterways, construction of an oil interceptor trench or underflow dam, etc. If any spill has reached natural waters, deploy a containment boom and apply oil absorbent materials. The spill report will be filed with the 24 hour Spill Line by the Site Superintendent or his designate.
- ii. Recovery:* Recover as much free product as possible by pumping into drums or portable tanks. Excavate any contaminated soils/snow and dispose of at an approved sites. Diesel fuel spilled on water can be recovered by using skimmers or absorbent booms.

- iii. *Fire Response:* Use CO₂, dry chemical, foam or water spray (fog). Use water to cool tanks. Divert the fuel to a secure area for controlled burning. If diesel fuel is escaping, get it contained as soon as possible.
- iv. *Properties:* Chemical composition hydrocarbon C₉ to C₁₆. Clear to yellow with hydrocarbon odour. Diesel fuel will float on water. Flash point of diesel fuel is >52°C.
- v. *Environmental Concerns:* Diesel fuel is toxic to fish and other aquatic organisms and harmful to waterfowl.
- vi. *Containers:* Diesel fuel will be stored in drums.
- vii. *Personal Protection:* Wear impervious chemical resistant clothing, gloves, footwear and goggles. For confined spaces Self Contained Breathing Apparatus (SCBA) may be required. Avoid contact with strong oxidizers such as sulphuric acid and peroxides.

B. Gasoline Spill

- i. *Initial Response:* The Site Superintendent, or their designate, shall be advised of the incident and response initiated. **ELIMINATE** ignition sources and any open flame. **REMOVE** all personnel not involved with the incident from the area. **STOP** the flow of product. **CONTAIN** the flow of gasoline by dyking with earth or other barrier, blocking any entry to waterways, construction of an oil interceptor trench or underflow dam, etc. If spill has reached natural waters, deploy a containment boom and apply oil absorbent materials or leave to evaporate. Gasoline contains benzene a suspected carcinogen. Avoid breathing vapours, and if necessary, obtain an organic vapour cartridge full-face piece respirator or wear SCBA. The Spill Report will be filed with the 24 hour Spill Line by the Site Superintendent or his designate.
- ii. *Recovery:* Conduct regular explosive atmosphere monitoring with an intrinsically safe instrument. Recover as much free product as possible by pumping into drums or portable tanks. Free product recovery operation should utilize an explosion proof pump and all equipment involved in the transfer must be properly grounded. Excavate any contaminated soils/snow and dispose of at an approved site. Gasoline spilled on water can be recovered by using skimmers or absorbent booms or left to evaporate. When excavating gasoline-contaminated soils/snow, consider using a layer of compression foam to reduce the potential of explosion arising from sparks caused during excavating.
- iii. *Fire Response:* Use CO₂, dry chemical, foam, or water spray (fog). Use water to cool tanks. Divert the gasoline to a secure area for controlled burning (upon approval). If gasoline is escaping, get it contained as soon as possible.
- iv. *Properties:* Chemical composition hydrocarbon C₄ to C₁₂ range. Light green, clear, amber

colour liquid with hydrocarbon odour. Gasoline floats on water. Gasoline has a Flash Point of -40°C. Vapours and product are highly flammable and explosive. Vapours are heavier than air.

- v. *Environmental Concerns:* Gasoline is toxic to fish and other aquatic organisms and harmful to waterfowl.
- vi. *Containers:* Will be transported to the site in drums.
- vii. *Personal Protection:* Wear impervious chemical resistant clothing, gloves, footwear and goggles. For confined spaces SCBA may be required. Eliminate all sources of ignition. Restrict access and work upwind from spilled product. Avoid contact with strong oxidizers such as sulphuric acid and peroxides.

C. Lubricating or Hydraulic Oil Spill

- i. *Initial Response:* The Site Superintendent, or their designate, shall be advised of the incident and response initiated. **ELIMINATE** ignition sources and any open flame. **STOP** the flow of product. **CONTAIN** the flow of oil by dyking with earth or other barrier, blocking any entry to waterways, construction of an oil interceptor trench or underflow dam, etc. If spill has reached natural waters, deploy a containment boom and apply oil absorbent materials. The spill report will be filed with the 24 hour Spill Line by the Site Superintendent or his designate.
- ii. *Recovery:* Recover as much free product as possible by pumping into drums or portable tanks. Excavate any contaminated soils/snow and dispose of at an approved site. Lubricating and hydraulic oils spilled on water can be recovered by using skimmers or absorbent booms. Use absorbent pads or granular absorbents for minor spills.
- iii. *Fire Response:* Use CO₂ dry chemical, foam or water spray (fog). Water may spread fire. Use cool water to cool containers. Divert the oil to a secure area and allow to burn under control. If oils are escaping, get it contained as soon as possible. Wear SCBA and eye protection.
- iv. *Properties:* Chemical composition mixture of hydrocarbons and conventional industrial oil additives C₂₂ to C₆₁ range. Light and dark amber colours with hydrocarbon odour. Floats on water. Flash Point 190°C to 215°C.
- v. *Environmental Concerns:* Lubricants and hydraulic oil are toxic to fish and other aquatic organisms, harmful to waterfowl. Lubricants and hydraulic oil will foul riverbanks, shorelines, etc.
- vi. *Containers:* Transported to the site by drum Products stored in 205 Litre drums.

- vii. *Personal Protection:* Wear impervious chemical resistant clothing, gloves, footwear and goggles. The use of an organic cartridge respirator will not likely be required. Avoid contact with strong oxidizers such as sulphuric acid, bleaches and peroxides.

4 Spill Resource Inventory

This section is intended to describe all resources available for responding to spills. This includes personnel and an inventory of clean up materials, tools and equipment. The Primary Contractor will include, at minimum, comprehensive details on the categories below within the Spill Prevention Plan.

4.1 On-Site Resources

On-site resources may include spill kits, booms, sorbent materials, earth moving equipment, etc. The Contractor will be required to provide a list of the spill resources on-site as well as a map showing the location of resources.

The contents of a typical spill kit are listed below. Spill kit contents may vary from those listed below; however, industry standards must be maintained.

Standard Contents of Conventional Spill Kits

- Tyvek splash suits
- pairs of chemical master gloves
- 10 large bags with ties for temporary use
- 2 oil only booms (5" x 10')
- 50 oil only mats (16" x 20")
- sorbent socks
- 10 sorbent pads
- 2 large tarps and rolls of polyethylene sheeting
- 1 roll duct tape
- 1 utility knife
- 1 field notebook and pencil
- 1 rake
- 1 pick axe
- 1 Shovel
- 1 instruction binder
- Empty drums (or overpack)
- Hatch removal sock

5 Training Program

Planning for an emergency situation is imperative due to the remoteness of the site and will require an employee and contractor training program. The training program will include the following minimum information:

- All individuals entering the site will be required to participate in an orientation session.
- All locations of the Plan and spill kits will be provided on a map.
- An overview of the Plan will be presented to all workers.
- Specific training sessions will be scheduled for individuals directly involved in handling hazardous materials to ensure familiarity with handling protocols, spill response techniques and available resources.

Appendix A – Material Safety Data Sheets (Primary Products)

Material Safety Data Sheet



GASOLINE - ETHANOL



1. Product and company identification

Product name	: GASOLINE - ETHANOL
Synonym	: SuperClean, SuperClean 94 (Montreal), GASOHOL, Regular, Mid-Grade, Plus, WinterGas, RegularClean, PlusClean, marked or dyed gasoline, Super Premium (94 RO), E-10, Ethanol blended gasoline
Code	: GASOHOL
Material uses	: Gasoline-Ethanol is used in spark Ignition engines including motor vehicles, farm vehicles, inboard and outboard boat engines, small engines and recreational vehicles.
Manufacturer	: PETRO-CANADA P.O. Box 2844 150 - 8th Avenue South-West Calgary, Alberta T2P 3E3
<u>In case of emergency</u>	: Petro-Canada: 403-296-3000 Canutec Transportation: 613-996-6666 Poison Control Centre: Consult local telephone directory for emergency number(s).

2. Hazards identification

Physical state	: Clear liquid.
Odour	: Gasoline
WHMIS (Canada)	:   Class B-2: Flammable liquid Class D-2A: Material causing other toxic effects (Very toxic). Class D-2B: Material causing other toxic effects (Toxic).
OSHA/HCS status	: This material is considered hazardous by the OSHA Hazard Communication Standard (29 CFR 1910.1200).
Emergency overview	: WARNING! FLAMMABLE LIQUID AND VAPOUR. CAUSES RESPIRATORY TRACT, EYE AND SKIN IRRITATION. CANCER HAZARD - CAN CAUSE CANCER. CONTAINS MATERIAL WHICH MAY CAUSE HERITABLE GENETIC EFFECTS. Flammable liquid. Irritating to eyes, respiratory system and skin. Keep away from heat, sparks and flame. Avoid exposure - obtain special instructions before use. Do not breathe vapour or mist. Avoid contact with eyes, skin and clothing. Can cause cancer. Risk of cancer depends on duration and level of exposure. Contains material which may cause heritable genetic effects. Use only with adequate ventilation. Keep container tightly closed and sealed until ready for use. Wash thoroughly after handling.
Routes of entry	: Dermal contact. Eye contact. Inhalation. Ingestion.
<u>Potential acute health effects</u>	
<u>Inhalation</u>	: Inhalation of this product may cause respiratory tract irritation and Central Nervous System (CNS) Depression, symptoms of which may include; weakness, dizziness, slurred speech, drowsiness, unconsciousness and in cases of severe overexposure; coma and death.
<u>Ingestion</u>	: Ingestion of this product may cause gastro-intestinal irritation. Aspiration of this product may result in severe irritation or burns to the respiratory tract. Ingestion of this product may cause Central Nervous System (CNS) Depression, symptoms of which may include; weakness, dizziness, slurred speech, drowsiness, unconsciousness and in cases of severe overexposure; coma and death.
<u>Skin</u>	: Irritating to skin.
<u>Eyes</u>	: Irritating to eyes.
<u>Potential chronic health effects</u>	

2. Hazards identification

- Chronic effects** : This product contains an ingredient or ingredients, which have been shown to cause chronic toxic effects. Repeated or prolonged exposure to the substance can produce blood disorders.
- Carcinogenicity** : Can cause cancer. Risk of cancer depends on duration and level of exposure.
- Mutagenicity** : Contains material which may cause heritable genetic effects.
- Teratogenicity** : No known significant effects or critical hazards.
- Developmental effects** : No known significant effects or critical hazards.
- Fertility effects** : No known significant effects or critical hazards.
- Medical conditions aggravated by over-exposure** : Repeated or prolonged contact with spray or mist may produce chronic eye irritation and severe skin irritation. Repeated skin exposure can produce local skin destruction or dermatitis.

See toxicological information (section 11)

3. Composition/information on ingredients

<u>Name</u>	<u>CAS number</u>	<u>%</u>
Gasoline	86290-81-5	90 - 97
Toluene	108-88-3	10-20
Ethanol	64-17-5	5-10
Benzene	71-43-2	0.5-1.5

There are no additional ingredients present which, within the current knowledge of the supplier and in the concentrations applicable, are classified as hazardous to health or the environment and hence require reporting in this section.

4. First-aid measures

- Eye contact** : Check for and remove any contact lenses. Immediately flush eyes with plenty of water for at least 15 minutes, occasionally lifting the upper and lower eyelids. Get medical attention immediately.
- Skin contact** : In case of contact, immediately flush skin with plenty of water for at least 15 minutes while removing contaminated clothing and shoes. Wash skin thoroughly with soap and water or use recognised skin cleanser. Wash clothing before reuse. Clean shoes thoroughly before reuse. Get medical attention immediately.
- Inhalation** : Move exposed person to fresh air. If not breathing, if breathing is irregular or if respiratory arrest occurs, provide artificial respiration or oxygen by trained personnel. Loosen tight clothing such as a collar, tie, belt or waistband. Get medical attention immediately.
- Ingestion** : Wash out mouth with water. Do not induce vomiting unless directed to do so by medical personnel. Never give anything by mouth to an unconscious person. Get medical attention immediately.
- Protection of first-aiders** : No action shall be taken involving any personal risk or without suitable training. If it is suspected that fumes are still present, the rescuer should wear an appropriate mask or self-contained breathing apparatus. It may be dangerous to the person providing aid to give mouth-to-mouth resuscitation. Wash contaminated clothing thoroughly with water before removing it, or wear gloves.
- Notes to physician** : No specific treatment. Treat symptomatically. Contact poison treatment specialist immediately if large quantities have been ingested or inhaled.

5. Fire-fighting measures

- Flammability of the product** : Flammable.
- Extinguishing media**
- Suitable** : Use dry chemical, CO₂, alcohol-resistant foam or water spray (fog).
- Not suitable** : Do not use water jet.

5. Fire-fighting measures

- Special exposure hazards** : Promptly isolate the scene by removing all persons from the vicinity of the incident if there is a fire. No action shall be taken involving any personal risk or without suitable training. Move containers from fire area if this can be done without risk. Use water spray to keep fire-exposed containers cool.
- Products of combustion** : Carbon oxides (CO, CO₂), nitrogen oxides (NO_x), lead, aldehydes, ketones, phenols, polynuclear aromatic hydrocarbons, smoke and irritating vapours as products of incomplete combustion.
- Special protective equipment for fire-fighters** : Fire-fighters should wear appropriate protective equipment and self-contained breathing apparatus (SCBA) with a full face-piece operated in positive pressure mode.
- Special remarks on fire hazards** : Extremely flammable in presence of open flames, sparks, and heat. This product can accumulate static charge and ignite. Vapours are heavier than air and may travel considerable distance to sources of ignition and flash back.
- Special remarks on explosion hazards** : Do not pressurise, cut, weld, braze, solder, drill, grind or expose containers to heat or sources of ignition. Containers may explode in heat of fire. Runoff to sewer may create fire or explosion hazard.

6. Accidental release measures

- Personal precautions** : No action shall be taken involving any personal risk or without suitable training. Evacuate surrounding areas. Keep unnecessary and unprotected personnel from entering. Do not touch or walk through spilt material. Shut off all ignition sources. No flares, smoking or flames in hazard area. Avoid breathing vapour or mist. Provide adequate ventilation. Wear appropriate respirator when ventilation is inadequate. Put on appropriate personal protective equipment (see section 8).
- Environmental precautions** : Avoid dispersal of spilt material and runoff and contact with soil, waterways, drains and sewers. Inform the relevant authorities if the product has caused environmental pollution (sewers, waterways, soil or air).
- Methods for cleaning up**
- Small spill** : Stop leak if without risk. Move containers from spill area. Dilute with water and mop up if water-soluble or absorb with an inert dry material and place in an appropriate waste disposal container. Use spark-proof tools and explosion-proof equipment. Dispose of via a licensed waste disposal contractor.
- Large spill** : Stop leak if without risk. Move containers from spill area. Approach the release from upwind. Prevent entry into sewers, water courses, basements or confined areas. Wash spillages into an effluent treatment plant or proceed as follows. Contain and collect spillage with non-combustible, absorbent material e.g. sand, earth, vermiculite or diatomaceous earth and place in container for disposal according to local regulations (see section 13). Use spark-proof tools and explosion-proof equipment. Dispose of via a licensed waste disposal contractor. Contaminated absorbent material may pose the same hazard as the spilt product. Note: see section 1 for emergency contact information and section 13 for waste disposal.

7. Handling and storage

- Handling** : Put on appropriate personal protective equipment (see section 8). Eating, drinking and smoking should be prohibited in areas where this material is handled, stored and processed. Workers should wash hands and face before eating, drinking and smoking. Do not get in eyes or on skin or clothing. Do not ingest. Avoid breathing vapour or mist. Use only with adequate ventilation. Wear appropriate respirator when ventilation is inadequate. Do not enter storage areas and confined spaces unless adequately ventilated. Keep in the original container or an approved alternative made from a compatible material, kept tightly closed when not in use. Store and use away from heat, sparks, open flame or any other ignition source. Use explosion-proof electrical (ventilating, lighting and material handling) equipment. Use non-sparking tools. Take precautionary measures against electrostatic discharges. To avoid fire or explosion, dissipate static electricity during transfer by earthing and bonding containers and equipment before transferring material. Empty containers retain product residue and can be hazardous. Do not reuse container. Ground all equipment containing material.

7. Handling and storage

Storage

- : Store in accordance with local regulations. Store in a segregated and approved area. Store in original container protected from direct sunlight in a dry, cool and well-ventilated area, away from incompatible materials (see section 10) and food and drink. Eliminate all ignition sources. Separate from oxidizing materials. Keep container tightly closed and sealed until ready for use. Containers that have been opened must be carefully resealed and kept upright to prevent leakage. Do not store in unlabelled containers. Use appropriate containment to avoid environmental contamination. Ensure the storage containers are grounded/bonded.

8. Exposure controls/personal protection

Ingredient	Exposure limits
Gasoline	ACGIH TLV (United States). TWA: 300 ppm 8 hour(s). STEL: 500 ppm 15 minute(s).
Toluene	ACGIH TLV (United States). TWA: 20 ppm 8 hour(s).
Ethanol	ACGIH TLV (United States). STEL: 1000 ppm 15 minute(s).
Benzene	ACGIH TLV (United States). Absorbed through skin. TWA: 0.5 ppm 8 hour(s). STEL: 2.5 ppm 15 minute(s).

Consult local authorities for acceptable exposure limits.

Recommended monitoring procedures

- : If this product contains ingredients with exposure limits, personal, workplace atmosphere or biological monitoring may be required to determine the effectiveness of the ventilation or other control measures and/or the necessity to use respiratory protective equipment.

Engineering measures

- : Use only with adequate ventilation. Use process enclosures, local exhaust ventilation or other engineering controls to keep worker exposure to airborne contaminants below any recommended or statutory limits. The engineering controls also need to keep gas, vapour or dust concentrations below any lower explosive limits. Use explosion-proof ventilation equipment.

Hygiene measures

- : Wash hands, forearms and face thoroughly after handling chemical products, before eating, smoking and using the lavatory and at the end of the working period. Appropriate techniques should be used to remove potentially contaminated clothing. Wash contaminated clothing before reusing. Ensure that eyewash stations and safety showers are close to the workstation location.

Personal protection

Respiratory

- : Use a properly fitted, air-purifying or air-fed respirator complying with an approved standard if a risk assessment indicates this is necessary. Respirator selection must be based on known or anticipated exposure levels, the hazards of the product and the safe working limits of the selected respirator. Recommended: A NIOSH-approved air-purifying respirator with an organic vapour cartridge or canister may be permissible under certain circumstances where airborne concentrations are expected to exceed exposure limits. Protection provided by air-purifying respirators is limited. Use a positive-pressure, air-supplied respirator if there is any potential for uncontrolled release, exposure levels are unknown, or any other circumstances where air-purifying respirators may not provide adequate protection.

Hands

- : Chemical-resistant, impervious gloves complying with an approved standard should be worn at all times when handling chemical products if a risk assessment indicates this is necessary. Recommended: polyvinyl alcohol (PVA), Viton. Consult your PPE provider for breakthrough times and the specific glove that is best for you based on your use patterns. It should be realized that eventually any material regardless of their imperviousness, will get permeated by chemicals. Therefore, protective gloves should be regularly checked for wear and tear. At the first signs of hardening and cracks, they should be changed.

8 . Exposure controls/personal protection

- Eyes** : Safety eyewear complying with an approved standard should be used when a risk assessment indicates this is necessary to avoid exposure to liquid splashes, mists or dusts.
- Skin** : Personal protective equipment for the body should be selected based on the task being performed and the risks involved and should be approved by a specialist before handling this product.
- Environmental exposure controls** : Emissions from ventilation or work process equipment should be checked to ensure they comply with the requirements of environmental protection legislation. In some cases, fume scrubbers, filters or engineering modifications to the process equipment will be necessary to reduce emissions to acceptable levels.

9 . Physical and chemical properties

- Physical state** : Clear liquid.
- Flash point** : -43°C (-45.4°F) (NFPA)
- Auto-ignition temperature** : Not available.
- Flammable limits** : Lower: 1.4% (NFPA)
Upper: 7.6% (NFPA)
- Colour** : Clear, undyed liquid. May be dyed for taxation purposes.
- Odour** : Gasoline
- Odour threshold** : Not available.
- pH** : Not available.
- Boiling/condensation point** : 26 to 200°C (78.8 to 392°F)
- Melting/freezing point** : Not available.
- Relative density** : 0.7 to 0.78 kg/L @ 15°C (59°F)
- Vapour pressure** : 41 to 107 kPa (307 to 802 mm Hg) @ 15°C (59°F)
- Vapour density** : 3 to 4 [Air = 1] (NFPA)
- Volatility** : Not available.
- Evaporation rate** : Not available.
- Viscosity** : 0.6 cSt @ 40°C (104°F)
- Pour point** : Not available.
- Solubility** : Hydrocarbon components virtually insoluble in water. Ethyl alcohol is completely soluble in water.

10 . Stability and reactivity

- Chemical stability** : The product is stable.
- Hazardous polymerisation** : Under normal conditions of storage and use, hazardous polymerisation will not occur.
- Materials to avoid** : Reactive with oxidising agents, acids and interhalogens.
- Hazardous decomposition products** : May release COx, NOx, aldehydes, ketones, phenols, polynuclear aromatic hydrocarbons, smoke and irritating vapours when heated to decomposition.

11 . Toxicological information

Acute toxicity

Product/ingredient name	Result	Species	Dose	Exposure
Gasoline	LD50 Dermal	Rabbit	>5000 mg/kg	-
	LD50 Oral	Rat	13600 mg/kg	-
	LD50 Dermal	Rabbit	12125 mg/kg	-
	LD50 Oral	Rat	636 mg/kg	-
	LC50 Inhalation Vapour	Rat	7585 ppm	4 hours
Ethanol	LD50 Dermal	Rabbit	>15800 mg/kg	-
	LD50 Oral	Mouse	3450 mg/kg	-

11 . Toxicological information

Benzene	LC50 Inhalation Vapour	Rat	8850 mg/m ³	4 hours
	LD50 Dermal	Rabbit	>8240 mg/kg	-
	LD50 Oral	Rat	930 mg/kg	-
	LC50 Inhalation Vapour	Rat	13228 ppm	4 hours

Conclusion/Summary : Not available.

Chronic toxicity

Conclusion/Summary : Not available.

Irritation/Corrosion

Conclusion/Summary : Not available.

Sensitiser

Conclusion/Summary : Not available.

Carcinogenicity

Conclusion/Summary : Not available.

Classification

Product/ingredient name	ACGIH	IARC	EPA	NIOSH	NTP	OSHA
Gasoline	A3	2B	-	-	-	-
Toluene	A4	3	D	-	-	-
Ethanol	A3	-	-	-	-	-
Benzene	A1	1	A	+	Proven.	+

Mutagenicity

Conclusion/Summary : Not available.

Teratogenicity

Conclusion/Summary : There is a wealth of information about the teratogenic hazards of Toluene in the literature; however, based upon professional judgement regarding the body of evidence, WHMIS classification as a teratogen is not warranted.

Reproductive toxicity

Conclusion/Summary : Not available.

12 . Ecological information

Environmental effects : No known significant effects or critical hazards.

Aquatic ecotoxicity

Conclusion/Summary : Not available.

Biodegradability

Conclusion/Summary : Not available.


13 . Disposal considerations

Waste disposal : The generation of waste should be avoided or minimised wherever possible. Empty containers or liners may retain some product residues. This material and its container must be disposed of in a safe way. Dispose of surplus and non-recyclable products via a licensed waste disposal contractor. Disposal of this product, solutions and any by-products should at all times comply with the requirements of environmental protection and waste disposal legislation and any regional local authority requirements. Avoid dispersal of spilt material and runoff and contact with soil, waterways, drains and sewers.

Disposal should be in accordance with applicable regional, national and local laws and regulations.

Refer to Section 7: HANDLING AND STORAGE and Section 8: EXPOSURE CONTROLS/PERSONAL PROTECTION for additional handling information and protection of employees.

14 . Transport information

Regulatory information	UN number	Proper shipping name	Classes	PG*	Label	Additional information
TDG Classification	UN1203	GASOLINE	3	II		-
DOT Classification	Not available.	Not available.	Not available.	-		-

PG* : Packing group

15 . Regulatory information

United States

HCS Classification : Flammable liquid
Irritating material
Carcinogen

Canada

WHMIS (Canada) : Class B-2: Flammable liquid
Class D-2A: Material causing other toxic effects (Very toxic).
Class D-2B: Material causing other toxic effects (Toxic).

This product has been classified in accordance with the hazard criteria of the Controlled Products Regulations and the MSDS contains all the information required by the Controlled Products Regulations.

International regulations

Canada inventory : All components are listed or exempted.

United States inventory (TSCA 8b) : All components are listed or exempted.

Europe inventory : All components are listed or exempted.

16 . Other information

Label requirements : FLAMMABLE LIQUID AND VAPOUR. CAUSES RESPIRATORY TRACT, EYE AND SKIN IRRITATION. CANCER HAZARD - CAN CAUSE CANCER. CONTAINS MATERIAL WHICH MAY CAUSE HERITABLE GENETIC EFFECTS.

Hazardous Material Information System (U.S.A.) :

Health	3
Flammability	3
Physical hazards	0
Personal protection	H

National Fire Protection Association (U.S.A.) :



References : Available upon request.
™ Trademark of Suncor Energy Inc. Used under licence.

Date of printing : 4/22/2010.

Date of issue : 22 April 2010

Date of previous issue : 4/22/2010.

Responsible name : Product Safety - RS

 Indicates information that has changed from previously issued version.

16 . Other information**For Copy of (M)SDS**: Internet: www.petro-canada.ca/msds

Canada-wide: telephone: 1-800-668-0220; fax: 1-800-837-1228

For Product Safety Information: (905) 804-4752

Notice to reader

To the best of our knowledge, the information contained herein is accurate. However, neither the above-named supplier, nor any of its subsidiaries, assumes any liability whatsoever for the accuracy or completeness of the information contained herein.

Final determination of suitability of any material is the sole responsibility of the user. All materials may present unknown hazards and should be used with caution. Although certain hazards are described herein, we cannot guarantee that these are the only hazards that exist.

Material Safety Data Sheet



DIESEL FUEL



1. Product and company identification

Product name	: DIESEL FUEL
Synonym	: Seasonal Diesel, #1 Diesel, #2 Heating Oil, #1 Heating Oil, D50, D60, P40, P50, Arctic Diesel, Farm Diesel, Marine Diesel, Low Sulphur Diesel, LSD, Ultra Low Sulphur Diesel, ULSD, Mining Diesel, Naval Distillate, Dyed Diesel, Marked Diesel, Coloured Diesel, Furnace special
Code	: W104, W293; SAP: 120, 121, 122, 129, 135, 287
Material uses	: Diesel fuels are distillate fuels suitable for use in high and medium speed internal combustion engines of the compression ignition type. Mining Diesel has a higher flash point requirement, for safe use in underground mines.
Manufacturer	: PETRO-CANADA P.O. Box 2844 150 – 6th Avenue South-West Calgary, Alberta T2P 3E3
In case of emergency	: Petro-Canada: 403-296-3000 Canutec Transportation: 613-996-6666 Poison Control Centre: Consult local telephone directory for emergency number(s).

2. Hazards identification

Physical state	: Bright oily liquid.
Odour	: Mild petroleum oil like.
WHMIS (Canada)	:   Class B-3: Combustible liquid with a flash point between 37.8°C (100°F) and 93.3°C (200°F). Class D-2B: Material causing other toxic effects (Toxic).
OSHA/HCS status	: This material is considered hazardous by the OSHA Hazard Communication Standard (29 CFR 1910.1200).
Emergency overview	: WARNING! COMBUSTIBLE LIQUID AND VAPOUR. CAUSES EYE AND SKIN IRRITATION. Combustible liquid. Severely irritating to the skin. Irritating to eyes. Keep away from heat, sparks and flame. Do not get in eyes. Avoid breathing vapour or mist. Avoid contact with skin and clothing. Use only with adequate ventilation. Wash thoroughly after handling.
Routes of entry	: Dermal contact. Eye contact. Inhalation. Ingestion.
Potential acute health effects	
Inhalation	: Inhalation of this product may cause respiratory tract irritation and Central Nervous System (CNS) Depression, symptoms of which may include; weakness, dizziness, slurred speech, drowsiness, unconsciousness and in cases of severe overexposure; coma and death.
Ingestion	: Ingestion of this product may cause gastro-intestinal irritation. Aspiration of this product may result in severe irritation or burns to the respiratory tract.
Skin	: Severely irritating to the skin.
Eyes	: Irritating to eyes.
Potential chronic health effects	
Chronic effects	: No known significant effects or critical hazards.
Carcinogenicity	: No known significant effects or critical hazards.
Mutagenicity	: No known significant effects or critical hazards.
Teratogenicity	: No known significant effects or critical hazards.
Developmental effects	: No known significant effects or critical hazards.

2. Hazards identification

- Fertility effects** : No known significant effects or critical hazards.
- Medical conditions aggravated by over-exposure** : Repeated skin exposure can produce local skin destruction or dermatitis.

See toxicological information (section 11)

3. Composition/information on ingredients

Name	CAS number	%
Kerosine (petroleum), hydrodesulfurized/Fuels, diesel/Fuel Oil No. 2	64742-81-0/68334-30-5/68476-30-2	100

There are no additional ingredients present which, within the current knowledge of the supplier and in the concentrations applicable, are classified as hazardous to health or the environment and hence require reporting in this section.

4. First-aid measures

- Eye contact** : Check for and remove any contact lenses. Immediately flush eyes with plenty of water for at least 15 minutes, occasionally lifting the upper and lower eyelids. Get medical attention immediately.
- Skin contact** : In case of contact, immediately flush skin with plenty of water for at least 15 minutes while removing contaminated clothing and shoes. Wash skin thoroughly with soap and water or use recognised skin cleanser. Wash clothing before reuse. Clean shoes thoroughly before reuse. Get medical attention immediately.
- Inhalation** : Move exposed person to fresh air. If not breathing, if breathing is irregular or if respiratory arrest occurs, provide artificial respiration or oxygen by trained personnel. Loosen tight clothing such as a collar, tie, belt or waistband. Get medical attention immediately.
- Ingestion** : Wash out mouth with water. Do not induce vomiting unless directed to do so by medical personnel. Never give anything by mouth to an unconscious person. Get medical attention immediately.
- Protection of first-aiders** : No action shall be taken involving any personal risk or without suitable training. It may be dangerous to the person providing aid to give mouth-to-mouth resuscitation.
- Notes to physician** : No specific treatment. Treat symptomatically. Contact poison treatment specialist immediately if large quantities have been ingested or inhaled.

5. Fire-fighting measures

- Flammability of the product** : Combustible liquid
- Extinguishing media**
- Suitable** : Use dry chemical, CO₂, water spray (fog) or foam.
- Not suitable** : Do not use water jet.
- Special exposure hazards** : Promptly isolate the scene by removing all persons from the vicinity of the incident if there is a fire. No action shall be taken involving any personal risk or without suitable training. Move containers from fire area if this can be done without risk. Use water spray to keep fire-exposed containers cool.
- Products of combustion** : Carbon oxides (CO, CO₂), nitrogen oxides (NO_x), sulphur oxides (SO_x), sulphur compounds (H₂S), smoke and irritating vapours as products of incomplete combustion.
- Special protective equipment for fire-fighters** : Fire-fighters should wear appropriate protective equipment and self-contained breathing apparatus (SCBA) with a full face-piece operated in positive pressure mode.
- Special remarks on fire hazards** : Flammable in presence of open flames, sparks, and heat. Vapours are heavier than air and may travel considerable distance to sources of ignition and flash back. This product can accumulate static charge and ignite.
- Special remarks on explosion hazards** : Do not pressurise, cut, weld, braze, solder, drill, grind or expose containers to heat or sources of ignition. Runoff to sewer may create fire or explosion hazard.

6. Accidental release measures

- Personal precautions** : No action shall be taken involving any personal risk or without suitable training. Evacuate surrounding areas. Keep unnecessary and unprotected personnel from entering. Do not touch or walk through spilt material. Shut off all ignition sources. No flares, smoking or flames in hazard area. Avoid breathing vapour or mist. Provide adequate ventilation. Wear appropriate respirator when ventilation is inadequate. Put on appropriate personal protective equipment (see section 8).
- Environmental precautions** : Avoid dispersal of spilt material and runoff and contact with soil, waterways, drains and sewers. Inform the relevant authorities if the product has caused environmental pollution (sewers, waterways, soil or air).
- Methods for cleaning up**
- Small spill** : Stop leak if without risk. Move containers from spill area. Dilute with water and mop up if water-soluble or absorb with an inert dry material and place in an appropriate waste disposal container. Use spark-proof tools and explosion-proof equipment. Dispose of via a licensed waste disposal contractor.
- Large spill** : Stop leak if without risk. Move containers from spill area. Approach the release from upwind. Prevent entry into sewers, water courses, basements or confined areas. Wash spillages into an effluent treatment plant or proceed as follows. Contain and collect spillage with non-combustible, absorbent material e.g. sand, earth, vermiculite or diatomaceous earth and place in container for disposal according to local regulations (see section 13). Use spark-proof tools and explosion-proof equipment. Dispose of via a licensed waste disposal contractor. Contaminated absorbent material may pose the same hazard as the spilt product. Note: see section 1 for emergency contact information and section 13 for waste disposal.

7. Handling and storage

- Handling** : Put on appropriate personal protective equipment (see section 8). Eating, drinking and smoking should be prohibited in areas where this material is handled, stored and processed. Workers should wash hands and face before eating, drinking and smoking. Do not ingest. Avoid contact with eyes, skin and clothing. Avoid breathing vapour or mist. Use only with adequate ventilation. Wear appropriate respirator when ventilation is inadequate. Do not enter storage areas and confined spaces unless adequately ventilated. Keep in the original container or an approved alternative made from a compatible material, kept tightly closed when not in use. Store and use away from heat, sparks, open flame or any other ignition source. Use explosion-proof electrical (ventilating, lighting and material handling) equipment. Use non-sparking tools. Take precautionary measures against electrostatic discharges. To avoid fire or explosion, dissipate static electricity during transfer by earthing and bonding containers and equipment before transferring material. Empty containers retain product residue and can be hazardous. Do not reuse container.
- Storage** : Store in accordance with local regulations. Store in a segregated and approved area. Store in original container protected from direct sunlight in a dry, cool and well-ventilated area, away from incompatible materials (see section 10) and food and drink. Eliminate all ignition sources. Separate from oxidizing materials. Keep container tightly closed and sealed until ready for use. Containers that have been opened must be carefully resealed and kept upright to prevent leakage. Do not store in unlabelled containers. Use appropriate containment to avoid environmental contamination. Ensure the storage containers are grounded/bonded.

8. Exposure controls/personal protection

Ingredient	Exposure limits
Kerosine (petroleum), hydrosulfurized	ACGIH TLV (United States). Absorbed through skin. TWA: 200 mg/m ³ 8 hour(s).
Fuels, diesel	ACGIH TLV (United States). Absorbed through skin. TWA: 100 mg/m ³ , (Inhalable fraction and vapour) 8 hour(s).
Fuel oil No. 2	ACGIH TLV (United States). Absorbed through skin. TWA: 100 mg/m ³ , (Inhalable fraction and vapour) 8 hour(s).

Consult local authorities for acceptable exposure limits.

8 . Exposure controls/personal protection

Recommended monitoring procedures	: If this product contains ingredients with exposure limits, personal, workplace atmosphere or biological monitoring may be required to determine the effectiveness of the ventilation or other control measures and/or the necessity to use respiratory protective equipment.
Engineering measures	: Use only with adequate ventilation. Use process enclosures, local exhaust ventilation or other engineering controls to keep worker exposure to airborne contaminants below any recommended or statutory limits. The engineering controls also need to keep gas, vapour or dust concentrations below any lower explosive limits. Use explosion-proof ventilation equipment.
Hygiene measures	: Wash hands, forearms and face thoroughly after handling chemical products, before eating, smoking and using the lavatory and at the end of the working period. Appropriate techniques should be used to remove potentially contaminated clothing. Wash contaminated clothing before reusing. Ensure that eyewash stations and safety showers are close to the workstation location.
Personal protection	
Respiratory	: Use a properly fitted, air-purifying or air-fed respirator complying with an approved standard if a risk assessment indicates this is necessary. Respirator selection must be based on known or anticipated exposure levels, the hazards of the product and the safe working limits of the selected respirator. Recommended: organic vapour cartridge or canister may be permissible under certain circumstances where airborne concentrations are expected to exceed exposure limits. Protection provided by air-purifying respirators is limited. Use a positive-pressure, air-supplied respirator if there is any potential for uncontrolled release, exposure levels are unknown, or any other circumstances where air-purifying respirators may not provide adequate protection.
Hands	: Chemical-resistant, impervious gloves complying with an approved standard should be worn at all times when handling chemical products if a risk assessment indicates this is necessary. Recommended: nitrile, neoprene, polyvinyl alcohol (PVA), Viton. Consult your PPE provider for breakthrough times and the specific glove that is best for you based on your use patterns. It should be realized that eventually any material regardless of their imperviousness, will get permeated by chemicals. Therefore, protective gloves should be regularly checked for wear and tear. At the first signs of hardening and cracks, they should be changed.
Eyes	: Safety eyewear complying with an approved standard should be used when a risk assessment indicates this is necessary to avoid exposure to liquid splashes, mists or dusts.
Skin	: Personal protective equipment for the body should be selected based on the task being performed and the risks involved and should be approved by a specialist before handling this product.
Environmental exposure controls	: Emissions from ventilation or work process equipment should be checked to ensure they comply with the requirements of environmental protection legislation. In some cases, fume scrubbers, filters or engineering modifications to the process equipment will be necessary to reduce emissions to acceptable levels.

9 . Physical and chemical properties

Physical state	: Bright oily liquid.
Flash point	: Diesel fuel: Closed cup: $\geq 40^{\circ}\text{C}$ ($\geq 104^{\circ}\text{F}$) Marine Diesel Fuel: Closed Cup: $\geq 60^{\circ}\text{C}$ ($\geq 140^{\circ}\text{F}$) Mining Diesel: Closed Cup: $\geq 52^{\circ}\text{C}$ ($\geq 126^{\circ}\text{F}$)
Auto-ignition temperature	: 225°C (437°F)
Flammable limits	: Lower: 0.7% Upper: 6%
Colour	: Clear to yellow (This product may be dyed red for taxation purposes).
Odour	: Mild petroleum oil like.
Odour threshold	: Not available.
pH	: Not available.
Boiling/condensation point	: 150 to 371°C (302 to 699.8°F)

9 . Physical and chemical properties

Melting/freezing point	: Not available.
Relative density	: 0.80 to 0.88 kg/L @ 15°C (59°F)
Vapour pressure	: 1 kPa (7.5 mm Hg) @ 20°C (68°F).
Vapour density	: 4.5 [Air = 1]
Volatility	: Semivolatile to volatile.
Evaporation rate	: Not available.
Viscosity	: Diesel fuel: 1.3 - 4.1 cSt @ 40°C (104°F) Marine Diesel Fuel: 1.3 - 4.4 cSt @ 40°C (104°F)
Pour point	: Not available.
Solubility	: Insoluble in cold water, soluble in non-polar hydrocarbon solvents.

10 . Stability and reactivity

Chemical stability	: The product is stable.
Hazardous polymerisation	: Under normal conditions of storage and use, hazardous polymerisation will not occur.
Materials to avoid	: Reactive with oxidising agents and acids.
Hazardous decomposition products	: May release COx, NOx, SOx, H2S, smoke and irritating vapours when heated to decomposition.

11 . Toxicological information

Acute toxicity

Product/ingredient name	Result	Species	Dose	Exposure
Kerosine (petroleum), hydrodesulfurized	LD50 Dermal	Rabbit	>2000 mg/kg	-
	LD50 Oral	Rat	>5000 mg/kg	-
	LC50 Inhalation Vapour	Rat	>5000 mg/m³	4 hours
Fuels, diesel	LD50 Dermal	Mouse	24500 mg/kg	-
	LD50 Oral	Rat	7500 mg/kg	-
Fuel oil No. 2	LD50 Oral	Rat	12000 mg/kg	-

Conclusion/Summary : Not available.

Chronic toxicity

Conclusion/Summary : Not available.

Irritation/Corrosion

Conclusion/Summary : Not available.

Sensitiser

Conclusion/Summary : Not available.

Carcinogenicity

Conclusion/Summary : Not available.

Classification

Product/ingredient name	ACGIH	IARC	EPA	NIOSH	NTP	OSHA
Kerosine (petroleum), hydrodesulfurized	A3	-	-	-	-	-
Fuels, diesel	A3	3	-	-	-	-
Fuel oil No. 2	A3	3	-	-	-	-

Mutagenicity

Conclusion/Summary : Not available.

Teratogenicity

Conclusion/Summary : Not available.

Reproductive toxicity

Conclusion/Summary : Not available.

12 . Ecological information

Environmental effects : No known significant effects or critical hazards.

Aquatic ecotoxicity

Conclusion/Summary : Not available.

Biodegradability

Conclusion/Summary : Not available.


13 . Disposal considerations

Waste disposal : The generation of waste should be avoided or minimised wherever possible. Empty containers or liners may retain some product residues. This material and its container must be disposed of in a safe way. Dispose of surplus and non-recyclable products via a licensed waste disposal contractor. Disposal of this product, solutions and any by-products should at all times comply with the requirements of environmental protection and waste disposal legislation and any regional local authority requirements. Avoid dispersal of spill material and runoff and contact with soil, waterways, drains and sewers.

Disposal should be in accordance with applicable regional, national and local laws and regulations.

Refer to Section 7: HANDLING AND STORAGE and Section 8: EXPOSURE CONTROLS/PERSONAL PROTECTION for additional handling information and protection of employees.

14 . Transport information

Regulatory information	UN number	Proper shipping name	Classes	PG*	Label	Additional information
TDG Classification	UN1202	DIESEL FUEL	3	III		-
DOT Classification	Not available.	Not available.	Not available.	-		-

PG* : Packing group

15 . Regulatory information

United States

HCS Classification : Combustible liquid
Irritating material

Canada

WHMIS (Canada) : Class B-3: Combustible liquid with a flash point between 37.8°C (100°F) and 93.3°C (200°F).
Class D-2B: Material causing other toxic effects (Toxic).

This product has been classified in accordance with the hazard criteria of the Controlled Products Regulations and the MSDS contains all the information required by the Controlled Products Regulations.

International regulations

Canada inventory : All components are listed or exempted.

United States inventory (TSCA 8b) : All components are listed or exempted.

Europe inventory : All components are listed or exempted.

16 . Other information

Label requirements : COMBUSTIBLE LIQUID AND VAPOUR. CAUSES EYE AND SKIN IRRITATION.

Hazardous Material Information System (U.S.A.) :

Health	2
Flammability	2
Physical hazards	0
Personal protection	H

National Fire Protection Association (U.S.A.) :



References

: Available upon request.
TMAC Marque de commerce de Petro-Canada - Trademark

Date of printing

: 12/17/2009.

Date of issue

: 3 July 2009

Date of previous issue

: No previous validation.

Responsible name

: **Product Safety - DSR**

✓ Indicates information that has changed from previously issued version.

For Copy of (M)SDS

: Internet: www.petro-canada.ca/msds

Canada-wide: telephone: 1-800-668-0220; fax: 1-800-837-1228

For Product Safety Information: (905) 804-4752

Notice to reader

To the best of our knowledge, the information contained herein is accurate. However, neither the above-named supplier, nor any of its subsidiaries, assumes any liability whatsoever for the accuracy or completeness of the information contained herein.

Final determination of suitability of any material is the sole responsibility of the user. All materials may present unknown hazards and should be used with caution. Although certain hazards are described herein, we cannot guarantee that these are the only hazards that exist.

SECTION 1 – PRODUCT INFORMATION

Product Name:	Propane	Supplier:	Superior Propane A Division of Superior Plus LP
Trade Name:	LPG (Liquefied Petroleum Gas), LP-Gas		1111 - 49th Avenue N.E. Calgary, AB T2E 8V2
Chemical Formula:	C ₃ H ₈		Business: (403) 730-7500
WHMIS Classification:	Class A – Compressed Gas Class B, Division 1 – Flammable Gas	24-Hour Emergency Contact:	Canutec (613) 996-6666

Application and Use: Propane is commonly used as a fuel for heating, cooking, automobiles, forklift trucks, crop drying and welding and cutting operations. Propane is used in industry as a refrigerant, solvent and as a chemical feedstock.

SECTION 2 – HAZARDOUS INGREDIENTS

COMPONENTS	CAS No	% VOLUME (v/v)	LD 50 (RAT, ORAL)
Propane	74-98-6	90% -99%	Not Applicable
Propylene	115-07-1	0% - 5%	Not Applicable
Ethane	74-84-0	0% - 5%	Not Applicable
Butane and heavier hydro carbons	106-97-8	0% - 2.5%	Not Applicable

Occupational Exposure Limit:

Based upon animal test data, the acute toxicity of this product is expected to be inhalation: 4 hour LC50 = 280,000 ppm (Rat)

Note: Composition is typical for HD-5 Propane per The Canadian General Standard Board CGSB 3.14 National Standard of Canada. Exact composition will vary from shipment to shipment.

SECTION 3 – CHEMICAL AND PHYSICAL DATA

Form:	Liquid and vapour while stored under pressure	pH:	Not available
Boiling Point:	-42°C @ 1 atm	Solubility in Water :	Slight, 6.1% by volume @ 17.8°C
Freezing Point:	-188°C	Specific Gravity:	0.51 (water = 1)
Evaporation Rate:	Rapid (Gas at normal ambient conditions)	Appearance/Odour:	Colourless liquid and vapour while stored under pressure. Colourless and odourless gas in natural state at any concentration. Commercial propane has an odourant added, ethyl mercaptan, which has an odour similar to boiling cabbage.
Vapour Pressure:	1435 kPa (maximum) @ 37.8°C	Odour Threshold:	4800 ppm
Vapour Density:	1.52 (Air = 1)		
Coefficient of Water/Oil Distribution:	Not available		

With proper handling, transportation and storage, adding a chemical odourant such as ethyl mercaptan has proven to be a very effective warning device, but all odourants have certain limitations. The effectiveness of the odourant may be diminished by a person's sense of smell, by competing odours and by oxidation which may cause a potentially dangerous situation.

SECTION 4 – FIRE OR EXPLOSION HAZARD

Flash Point:	-103.4°C	Fire Extinguishing Precautions:	Use water spray to cool exposed cylinders or tanks. Do not extinguish fire unless the source of the escaping gas that is fueling the fire can be turned off. Fire can be extinguished with carbon dioxide and/or dry chemical (BC). Container metal shells require cooling with water to prevent flame impingement and the weakening of metal. If sufficient water is not available to protect the container shell from weakening, the area will be required to be evacuated. If gas has not ignited, liquid or vapour may be dispersed by water spray or flooding.
Method:	Closed cup	Special Fire Fighting Equipment:	Protective clothing, hose monitors, fog nozzles, self-contained breathing apparatus.
Flammable Limits:	Lower 2.4%, Upper 9.5%		
Auto Ignition Temperature:	432°C		
Hazardous Combustion Products:	Carbon monoxide can be produced when primary air and secondary air are deficient while combustion is taking place.		
Fire and Explosive Hazards :	Explosive air -vapour allowed to leak to atmosphere.		
Sensitivity to Impact:	No		
Sensitivity to Static Discharge:	Yes		

SECTION 5 – REACTIVITY DATA

Stability:	Stable	Hazardous Decomposition Products:	Deficient primary and secondary air can produce carbon monoxide.
Conditions to Avoid:	Keep separate from oxidizing agents. Gas explodes spontaneously when mixed with chloride dioxide.	Hazardous Polymerization:	Will not occur.

Incompatibility: Remove sources of ignition and observe distance requirements for storage tanks from combustible material, drains and openings to building.

SECTION 6 – TOXICOLOGICAL PROPERTIES OF MATERIAL

Routes of Entry: Skin Contact, Eye Contact, Inhalation

Inhalation: Simple asphyxiant. No effect at concentrations of 10,000 ppm (peak exposures). Higher concentrations may cause central nervous system disorder and/or damage. Lack of oxygen may cause dizziness, loss of coordination, weakness, fatigue, euphoria, mental confusion, blurred vision, convulsions, breathing failure, coma and death. Breathing high vapour concentrations (saturated vapours) for a few minutes may be fatal. Saturated vapours may be encountered in confined spaces and/or under conditions of poor ventilation. Avoid breathing vapours or mist.

Skin and Eye Contact: Exposure to vaporizing liquid may cause frostbite (cold burns) and permanent eye damage.

Ingestion: Not considered to be a hazard.

Acute Exposure: Contact with Liquefied Petroleum Gas may cause frostbite or cold burns. Propane acts as a simple asphyxiant as oxygen content in air is displaced by the propane. At increasing concentration levels, propane may cause dizziness, headaches, loss of coordination, fatigue, unconsciousness and death.

Chronic Exposure: No reported effects from long term low level exposure.

Sensitization to Product: Not known to be a sensitizer.

Occupational Exposure Limits: American Conference of Governmental Industrial Hygienists (ACGIH) lists as a simple asphyxiant.

ACGIH TLV: 1000 ppm

Carcinogenicity, Reproductive Toxicity, Teratogenicity, Mutagenicity: No effects reported.

Other Toxicological Effects: None

SECTION 7 – PREVENTATIVE MEASURES

Eyes: Safety glasses or chemical goggles are recommended when transferring product.

Skin: Insulated gloves required if contact with liquid or liquid cooled equipment is expected. Wear gloves and long sleeves when transferring product.

Inhalation: Where concentration in air would reduce the oxygen level below 18% air or exceed occupational exposure limits in section 6, self-contained breathing apparatus is required.

Ventilation: Use in well-ventilated areas. Use with explosion proof mechanical ventilation in confined spaces or poorly ventilated areas.

SECTION 8 – EMERGENCY AND FIRST AID PROCEDURES

Eyes: Should eye contact with liquid occur, flush eyes with lukewarm water for 15 minutes. Obtain immediate medical care.

Skin: In case of "Cold Burn" from contact with liquid, immediately place affected area in lukewarm water and keep at this temperature until circulation returns. If fingers or hands are frostbitten, have the victim hold his hand next to his body such as under the armpit. Obtain immediate medical care.

Ingestion: None considered necessary.

Inhalation: Remove person to fresh air. If breathing is difficult or has stopped, administer artificial respiration. Obtain immediate medical care.

Spill or Leak: Eliminate leak if possible. Eliminate source of ignition. Ensure cylinder is upright. Disperse vapours with hose streams using fog nozzles. Monitor low areas as propane is heavier than air and can settle into low areas. Remain upwind of leak. Keep people away. Prevent vapour and/or liquid from entering into sewers, basements or confined areas.

SECTION 9 – TRANSPORTATION, HANDLING AND STORAGE

- Transport and store cylinders and tanks secured in an upright position in a ventilated space away from ignition sources (so the pressure relief valve is in contact with the vapour space of the cylinder or tank).
- Cylinders that are not in use must have the valves in the closed position and be equipped with a protective cap or guard.

Transportation of Dangerous Goods (TDG)

TDG Classification: Flammable Gas 2.1

- Do not store with oxidizing agents, oxygen, or chlorine cylinders.

- Empty cylinders and tanks may contain product residue. Do not pressurize, cut, heat or weld empty containers.

- Transport, handle and store according to applicable federal and provincial codes and regulations.

TDG Shipping Name: Liquefied Petroleum Gas (Propane)

PIN Number: UN1075

SECTION 10 – PREPARATION INFORMATION

Prepared by: Superior Propane
Health Safety and Environment Team

Telephone: (403) 730-7500

Revision: March 1, 2008

Supersedes: March 24, 2005

The information contained herein is believed to be accurate. It is provided independently of any sale of the product. It is not intended to constitute performance information concerning the product. No express warranty, implied warranty of merchantability or fitness for a particular purpose is made with respect to the product information contained herein.

Appendix B – NT/NU Spill Report Form

NT-NU SPILL REPORT

OIL, GASOLINE, CHEMICALS AND
OTHER HAZARDOUS MATERIALS



NT-NU 24-HOUR SPILL REPORT LINE

Tel: (867) 920-8130 • Fax: (867) 873-6924 • Email: spills@gov.nt.ca

REPORT LINE USE ONLY

A	Report Date:	MM	DD	YY	Report Time:	<input type="checkbox"/> Original Spill Report OR <input type="checkbox"/> Update # _____ to the Original Spill Report	Report Number:
	Occurrence Date:	MM	DD	YY	Occurrence Time:		
C	Land Use Permit Number (if applicable):				Water Licence Number (if applicable):		
D	Geographic Place Name or Distance and Direction from the Named Location:					Region: <input type="checkbox"/> NT <input type="checkbox"/> Nunavut <input type="checkbox"/> Adjacent Jurisdiction or Ocean	
E	Latitude:				Longitude:		
	_____ Degrees _____ Minutes _____ Seconds				_____ Degrees _____ Minutes _____ Seconds		
F	Responsible Party or Vessel Name:				Responsible Party Address or Office Location:		
G	Any Contractor Involved:				Contractor Address or Office Location:		
H	Product Spilled: <input type="checkbox"/> Potential Spill				Quantity in Litres, Kilograms or Cubic Metres:	U.N. Number:	
I	Spill Source:				Spill Cause:	Area of Contamination in Square Metres:	
J	Factors Affecting Spill or Recovery:				Describe Any Assistance Required:	Hazards to Persons, Property or Environment:	
K	Additional Information, Comments, Actions Proposed or Taken to Contain, Recover or Dispose of Spilled Product and Contaminated Materials:						
L	Reported to Spill Line by:		Position:		Employer:	Location Calling From:	Telephone:
M	Any Alternate Contact:		Position:		Employer:	Alternate Contact Location:	Alternate Telephone:

REPORT LINE USE ONLY

N	Received at Spill Line by:	Position:	Employer:	Location Called:	Report Line Number:
Lead Agency: <input type="checkbox"/> EC <input type="checkbox"/> CCG/TCMSS <input type="checkbox"/> GNWT <input type="checkbox"/> GN <input type="checkbox"/> ILA <input type="checkbox"/> AANDC <input type="checkbox"/> NEB <input type="checkbox"/> Other: _____				Significance: <input type="checkbox"/> Minor <input type="checkbox"/> Major <input type="checkbox"/> Unknown	File Status: <input type="checkbox"/> Open <input type="checkbox"/> Closed
Agency:		Contact Name:	Contact Time:	Remarks:	
Lead Agency:					
First Support Agency:					
Second Support Agency:					
Third Support Agency:					

Instructions for Completing the NT-NU Spill Report Form

This form can be filled out electronically and faxed to the spill line at 867-873-6924. Commencing on January 2, 2007, the form can also be e-mailed as an attachment to spills@gov.nt.ca. Until further notice, please verify receipt of e-mail transmissions with a follow-up telephone call. Spills can still be phoned in by calling collect at 867-920-8130.

A. Report Date/Time	The actual date and time that the spill was reported to the spill line. If the spill is phoned in, the Spill Line will fill this out. Please do not fill in the Report Number: the spill line will assign a number after the spill is reported.
B. Occurrence Date/Time	Indicate, to the best of your knowledge, the exact date and time that the spill occurred. Not to be confused with the report date and time (see above).
C. Land Use Permit Number /Water Licence Number	This only needs to be filled in if the activity has been licenced by the Nunavut Water Board and/or if a Land Use Permit has been issued. Applies primarily to mines and mineral exploration sites.
D. Geographic Place Name	In most cases, this will be the name of the city or town in which the spill occurred. For remote locations – outside of human habitations – identify the most prominent geographic feature, such as a lake or mountain and/or the distance and direction from the nearest population center. You must include the geographic coordinates (Refer to Section E).
E. Geographic Coordinates	This only needs to be filled out if the spill occurred outside of an established community such as a mine site. Please note that the location should be stated in degrees, minutes and seconds of Latitude and Longitude.
F. Responsible Party Or Vessel Name	This is the person who was in management/control/ownership of the substance at the time that it was spilled. In the case of a spill from a ship/vessel, include the name of the ship/vessel. Please include full address, telephone number and e-mail. Use box K if there is insufficient space. Please note that, the owner of the spilled substance is ultimately responsible for any spills of that substance, regardless of who may have actually caused the spill.
G. Contractor involved?	Were there any other parties/contractors involved? An example would be a construction company who is undertaking work on behalf of the owner of the spilled substance and who may have contributed to, or directly caused the spill and/or is responding to the spill.
H. Product Spilled	Identify the product spilled; most commonly, it is gasoline, diesel fuel or sewage. For other substances, avoid trade names. Wherever possible, use the chemical name of the substance and further, identify the product using the four digit UN number (eg: UN1203 for gasoline; UN1202 for diesel fuel; UN1863 for Jet A & B)
I. Spill Source	Identify the source of the spill: truck, ship, home heating fuel tank and, if known, the cause (eg: fuel tank overflow, leaking tank; ship ran aground; traffic accident, vandalism, storm, etc.). Provide an estimate of the extent of the contaminated/impacted area (eg: 10 m ²)
J. Factors Affecting Spill	Any factors which might make it difficult to clean up the spill: rough terrain, bad weather, remote location, lack of equipment. Do you require advice and/or assistance with the cleanup operation? Identify any hazards to persons, property or equipment: for example, a gasoline spill beside a daycare centre would pose a safety hazard to children. Use box K if there is insufficient space.
K. Additional Information	Provide any additional, pertinent details about the spill, such as any peculiar/unique hazards associated with the spilled material. State what action is being taken towards cleaning up the spill; disposal of spilled material; notification of affected parties. If necessary, append additional sheets to the spill report. Number the pages in the same format found in the lower right hand corner of the spill form: eg. "Page 1 of 2", "Page 2 of 2" etc. Please number the pages to ensure that recipients can be certain that they received all pertinent documents. If only the spill report form was filled out, number the form as "Page 1 of 1".
L. Reported to Spill Line by	Include your full name, employer, contact number and the location from which you are reporting the spill. Use box K if there is insufficient space.
M. Alternate Contact	Identify any alternate contacts. This information assists regulatory agencies to obtain additional information if they cannot reach the individual who reported the spill.
N. Report Line Use Only	Leave Blank. This box is for the Spill Line's use only.

Appendix C – Immediately Reportable Spill Quantities

Reportable Quantities for NU Spills

Note: L = litre; kg = kilogram; PCB = Polychlorinated Biphenyls; ppm = parts per million

Substance	Reportable Quantity	TDG Class
Compressed gas (Flammable)	Any amount of gas from containers with a capacity greater than 100L	2.1
Flammable liquid	≥100 L	3.1/3.2/3.3
Other contaminants--for example, crude oil, drilling fluid, produced water, waste or spent chemicals, used or waste oil, vehicle fluids, wastewater.	≥ 100 L or 100 kg	None
Reported releases or potential releases of any size that: are near or in an open water body; are near or in a designated sensitive environment or habitat; Pose an imminent threat to human health or safety; or Pose an imminent threat to a listed species at risk or its critical habitat	Any amount	None