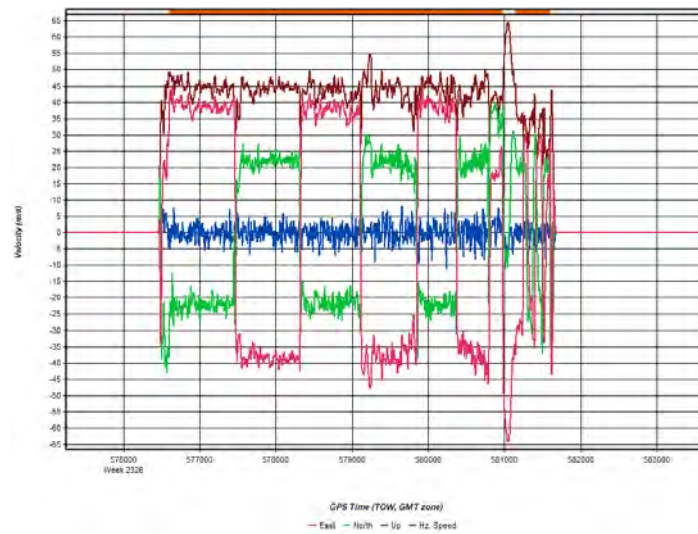


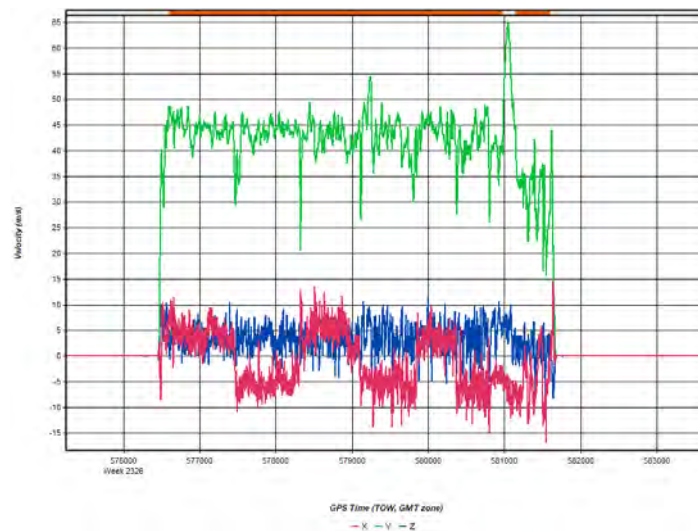
Process	Aug10Flight2	by Unknown	on 9/18/2024	at 18:52:41
---------	--------------	------------	--------------	-------------

Figure 13: Aug10Flight2 [Smoothed TC Combined] - Velocity Profile Plot



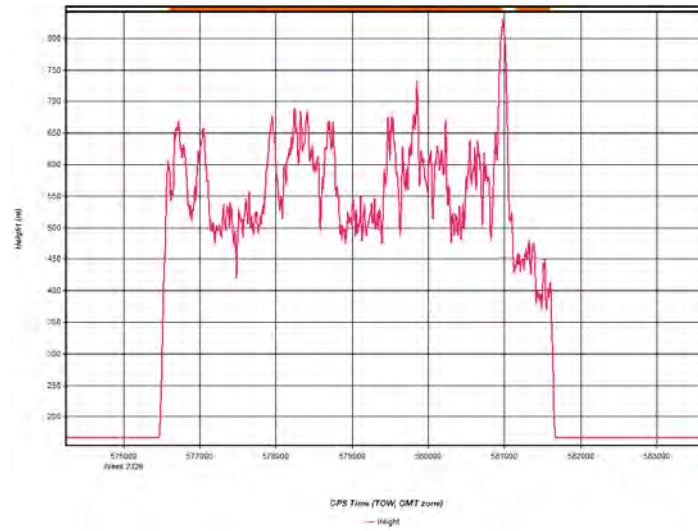
Process	Aug10Flight2	by Unknown	on 9/18/2024	at 18:52:41
---------	--------------	------------	--------------	-------------

Figure 14: Aug10Flight2 [Smoothed TC Combined] - Body Frame Velocity Plot



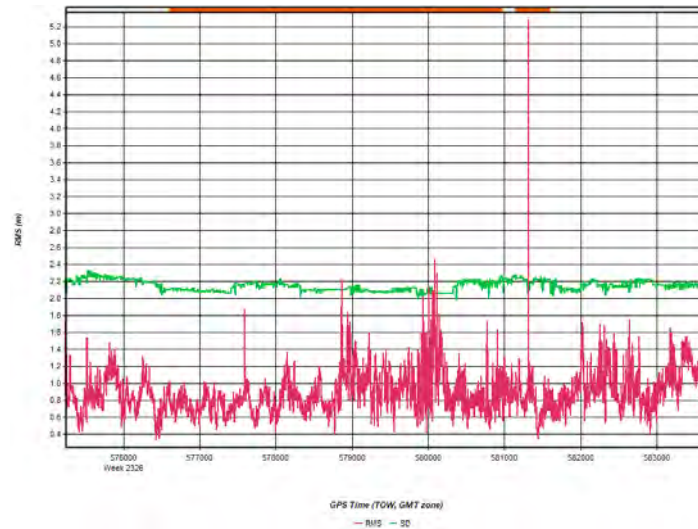
Process	Aug10Flight2	by Unknown	on 9/18/2024	at 18:52:41
---------	--------------	------------	--------------	-------------

Figure 15: Aug10Flight2 [Smoothed TC Combined] - Height Profile Plot



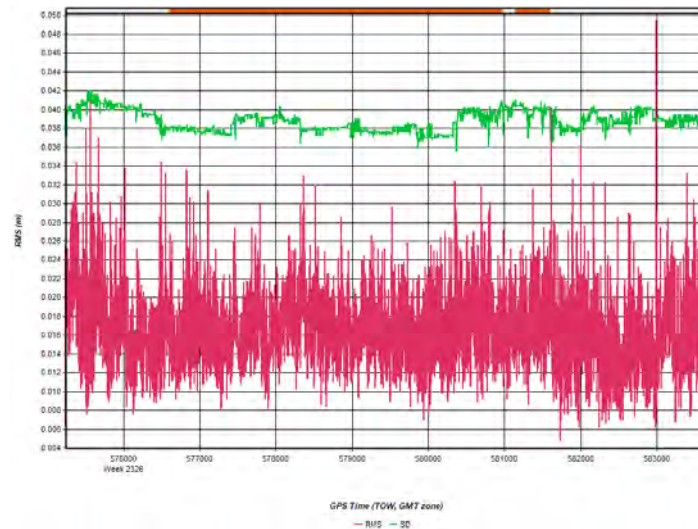
Process	Aug10Flight2	by Unknown	on 9/18/2024	at 18:52:41
---------	--------------	------------	--------------	-------------

Figure 16: Aug10Flight2 [Smoothed TC Combined] - C/A Code Residual RMS Plot



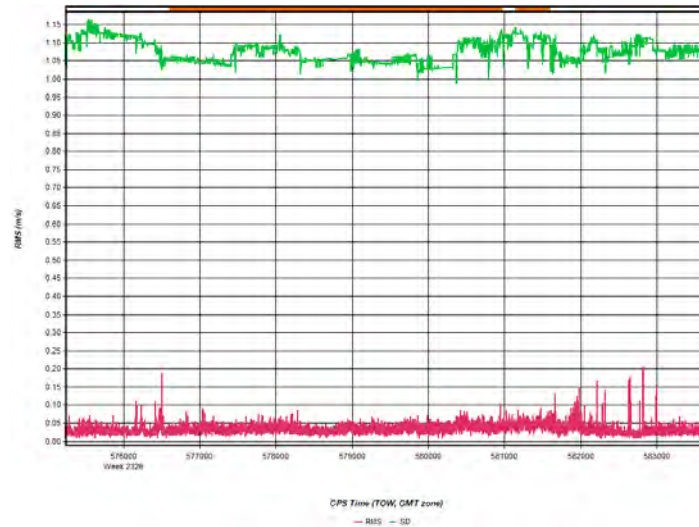
Process	Aug10Flight2	by Unknown	on 9/18/2024	at 18:52:41
---------	--------------	------------	--------------	-------------

Figure 17: Aug10Flight2 [Smoothed TC Combined] - Carrier Residual RMS Plot



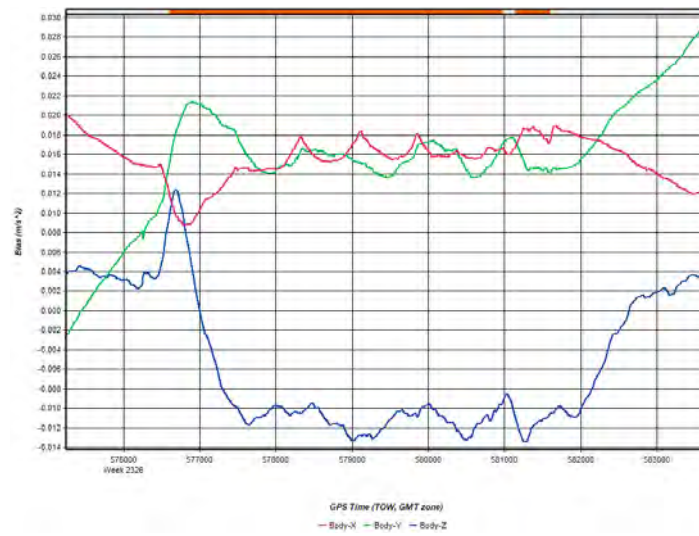
Process	Aug10Flight2	by Unknown	on 9/18/2024	at 18:52:41
---------	--------------	------------	--------------	-------------

Figure 18: Aug10Flight2 [Smoothed TC Combined] - Doppler Residual RMS Plot



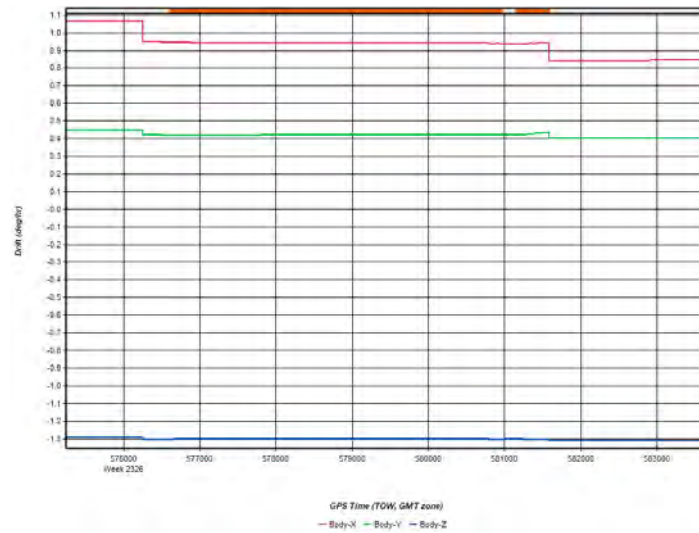
Process	Aug10Flight2	by Unknown	on 9/18/2024	at 18:52:41
---------	--------------	------------	--------------	-------------

Figure 19: Aug10Flight2 [Smoothed TC Combined] - Accelerometer Bias Plot



Process	Aug10Flight2	by Unknown	on 9/18/2024	at 18:52:41
---------	--------------	------------	--------------	-------------

Figure 20: Aug10Flight2 [Smoothed TC Combined] - Gyro Drift Plot



Process	Aug10Flight2	by Unknown	on 9/18/2024	at 18:52:41
---------	--------------	------------	--------------	-------------