

# SCREENING



NIRB Public Guide  
Series: STAGE 1

Help determine whether projects can be approved with terms and conditions or whether a full Review is required



## NUNAVUT IMPACT REVIEW BOARD MISSION:

To protect and promote the well-being  
of the environment and Nunavummiut  
through the impact assessment process.

Cover Photo:  
Doris North Road, Kitikmeot  
Photo: Glenn Sorensen

Published by the Nunavut Impact Review  
Board, Cambridge Bay, Nunavut  
© Nunavut Impact Review Board, 2013

To order copies of the NIRB Guides:  
Email: [info@nirb.ca](mailto:info@nirb.ca)  
Call Toll-free: 1-866-233-3033  
[www.nirb.ca](http://www.nirb.ca)





Fishing with a kakivak Photo: Rob Harmer

## SCREENING PROPOSED PROJECTS

When someone wants to carry out a project in the Nunavut Settlement Area, they require approval from the appropriate organization responsible for the necessary licences, permits or approvals. If required, the licensing agencies must ensure the project is sent to the Nunavut Impact Review Board (NIRB) for a Screening.

Use this guide to learn how you can find out more about proposed projects that might affect your community and region, the NIRB Screening process, and how you can get involved.

## INSIDE:

Screening overview	2
Projects for screening	4
Receiving proposals: Preparing for public input	6
Getting your input	8
NIRB makes informed decisions	10
Final decision process	12

# SCREENING OVERVIEW

## A PROPOSED PROJECT IS SUBMITTED TO NIRB

All project proposals in Nunavut are first reviewed by the Nunavut Planning Commission (NPC) in areas with land use plans. Once the NPC determines the proposal conforms to an approved land use plan, they determine whether Screening is required and will forward the proposal to the NIRB. In areas without an approved land use plan, the appropriate agency responsible for licensing may submit the project proposal to the NIRB.

Screening is the initial impact assessment of a proposed project. The main purpose of Screening is to determine if a more in-depth Review is needed to better understand the impacts of the project




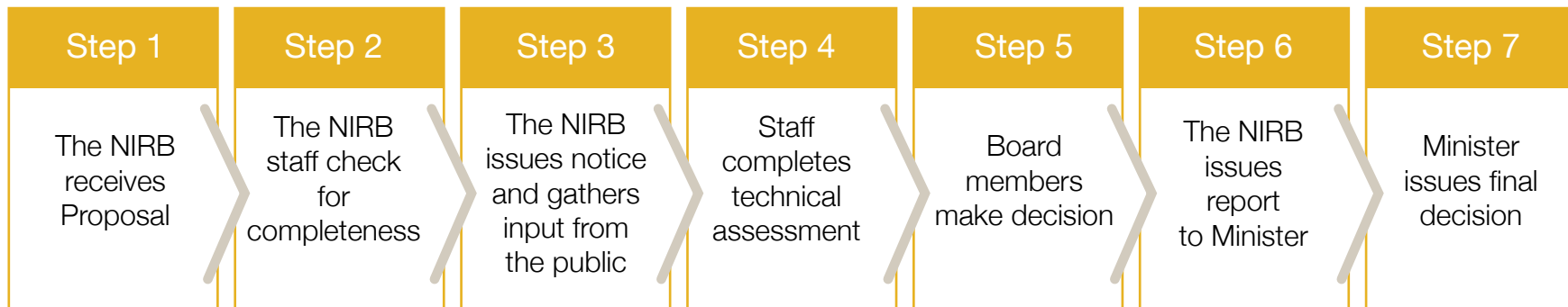
Photo: Aliza Weller

## SCREENING PROCESS

The Screening process usually takes 45 days or less.

There are seven steps to Screening, shown in the diagram below. Each step is explained in detail in this Screening guide, which will help you understand when and how to get involved in the process, and why your participation is important.

### The Screening Process



## SCREENING IS A GOOD TIME FOR YOU TO GET INVOLVED

The NIRB Screening is likely your first opportunity to speak out about a proposed project. The earlier you get involved in a project, the better for you and your community.

The NIRB must understand how projects may affect Inuit, Northerners and Canadians. Your input during Screening saves time, and promotes understanding between communities and proponents. The NIRB's emphasis on gathering input from local residents during Screening is unique to Nunavut, and helps to make it a truly public process.

This Public Guide will help you learn what you can do to get involved in Screening.



At the flow edge Photo: Sophia Granchinho



### Nunavut Land Claims Agreement

*"In screening a project proposal, NIRB shall be guided by the following principles .... the project may have significant adverse effects on the ecosystem, wildlife habitat or Inuit harvesting activities; the project may have significant adverse socio-economic effects on northerners; or the project causes significant public concern ...."*

*(s. 12.4.2 (i-iii))*



Look for the Atii icon in each of the guides showing you how to participate.

# PROJECTS FOR SCREENING

## NIRB'S SCREENING QUESTIONS

The NIRB asks four main questions for every project it Screens:

- Could the project have significant adverse effects on the environment, and Inuit harvesting?
- Could the project have significant adverse effects on the well-being of northerners?
- Does the project cause significant public concern?
- Does the proposal involve new technologies with unknown effects?

## TYPES OF PROJECTS SCREENED BY NIRB

The individuals or groups proposing projects are known as proponents. Proponents may be individuals, companies, or government departments. Projects can be anything from research and tourism to mineral exploration and oil and gas development.

Types of projects submitted to the NIRB could include:

- Roads / trails
- Marine infrastructure
- Telecommunications
- Mineral exploration
- Mining
- Oil & gas
- Nuclear power
- Tourism
- Hydro-electric
- Research

The Nunavut Water Board issued a Type-B water licence for Peregrine Diamonds Ltd. to do ground sampling in the Hall Peninsula region in 2008. The project proposal was not referred to the Nunavut Planning Commission because these activities occurred in an area outside of the two regions with land use plans.

The proposal was also of a type exempt from the requirement for a NIRB Screening because of the low impact nature of the work. In this case, the proposal went through the processes of other authorizing agencies.



David Willis of Peregrine Diamonds Ltd. at Cumberland Peninsula, 2010 Photo: Chris Marchildon © Peregrine Diamonds Ltd.

## SOME PROJECTS DO NOT REQUIRE NIRB SCREENING

When the expected impacts on the environment or people are very predictable, minor, and well understood, a project may not require Screening by the NIRB. These types of low-impact projects are usually managed directly by the agency responsible for licensing.

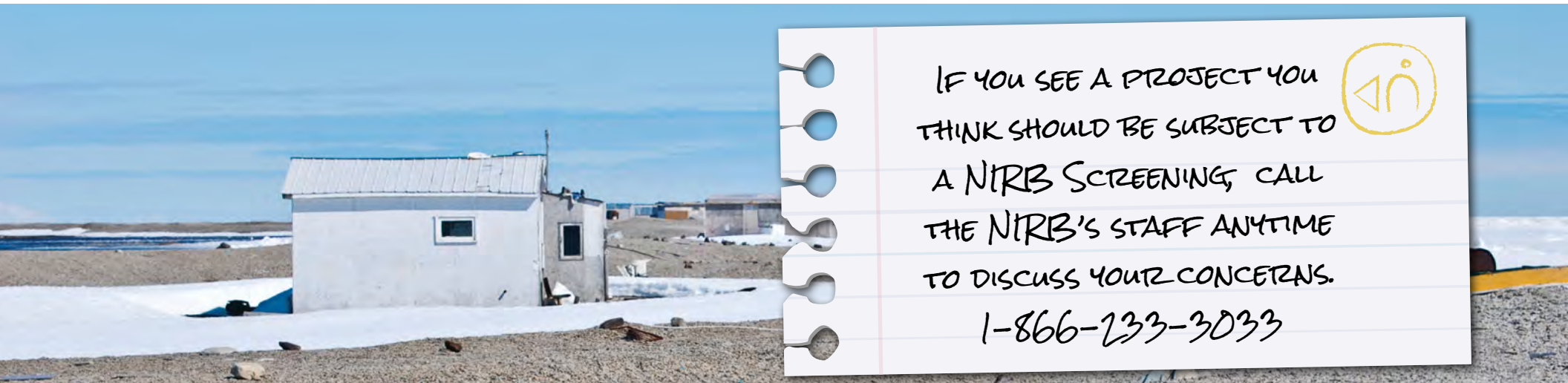
For example, archaeological research projects need to get the right permit or licence from the right authorizing agency, but do not need to come to the NIRB. These projects are considered 'exempt' from the NIRB process.

An authorizing agency is any government agency, Designated Inuit Organization (DIO) or any other body that has the authority to issue a permit, lease, licence or grant approval to a proponent.

Projects typically not requiring Screening by the NIRB include:

- Any land use activity that does not require a permit from government, such as a personal cabin on the land;
- Municipal buildings and services, such as construction of an arena in a community. (Certain industrial activities and large scale infrastructure may require Screening, even if they are in a community.);
- Small tourist facilities like outfitting camps with less than 20 beds; and
- Prospecting projects that do not include drills or large camps.

*Personal cabin, exempt from Screening Photo: Maria Quqsuut*



IF YOU SEE A PROJECT YOU  
THINK SHOULD BE SUBJECT TO  
A NIRB SCREENING, CALL  
THE NIRB'S STAFF ANYTIME  
TO DISCUSS YOUR CONCERNS.  
1-866-233-3033



# RECEIVING PROPOSALS: PREPARING FOR PUBLIC INPUT

## STEP 1: NIRB RECEIVES PROPOSAL

The NIRB requires proponents to provide a thorough list of their proposed activities, and identify potential socio-economic and environmental impacts. The proponent must also describe how they would manage these impacts and how the project might benefit the region. Submission guidelines for proponents are available from the NIRB website.

## STEP 2: NIRB STAFF CHECK PROPOSALS FOR COMPLETENESS

The NIRB staff checks each project proposal to make sure that all the required information is included, and ready for Screening.

The NIRB has created forms listing all the paperwork necessary to ensure that Screening can go smoothly. The NIRB staff also communicates with proponents and authorizing agencies (such as DIOs or applicable government licensing agencies) to make sure the information requirements are clear so the NIRB and the public will have what they need to understand the proposed project and its potential impacts.



Tannis Bolt, NIRB Assistant Technical Advisor checks proposal Photo: Kelli Gillard



## THE IMPORTANCE OF INUIT QAUJIMAJATUQANGIT

The NIRB puts a lot of emphasis on how a proponent has or will work with Inuit to incorporate Inuit Qaujimajatuqangit into their activities. For example, when discussing potential impacts to wildlife a proponent must extend that discussion to potential impacts on harvesting and communities. Proponents must demonstrate how they are integrating local knowledge and scientific knowledge into their project design to manage potential environmental and social impacts.



Inuit Qaujimajatuqangit day in Sanikiluaq Photo: Li Wan

“Sea animals are afraid of noise, back then when we traveled using only sail boats and went walrus hunting. It was easy to find the walrus because we could hear them with the sounds they made...it is clear there will no longer be walrus if they listen to this constantly.”

*(NIRB Screening Comment form Dec 21, 2007, re: Baffinland Iron Mines Corp Geotechnical and Exploration Program)*

The proponent was directed to gather baseline data with emphasis “...on those habitats identified as important to the natural life cycle of a species, and also to Inuit harvesting activities potentially impacted by port and shipping operation”

*(EIS Guidelines for Baffinland Iron Mines Corporation's Mary River Project, 2009, p. 55)*



Sam Anayoak (foreground), Felix Tologanak, Derek Ehaloak, Cambridge Bay Photo: Ovik Evalik

# GETTING YOUR INPUT

## STEP 3: NIRB ISSUES NOTICE & GATHERS INPUT FROM THE PUBLIC

The NIRB makes it easy to respond. Community groups can fill in a 'Comment Form for NIRB Screenings, and email or fax it into the NIRB.

When the NIRB determines a project proposal is complete, notice of the proposal is sent out and a period of public comment begins.

The NIRB sends out Screening notices by email to various government departments, regional and community level organizations, as well as other interested groups. The NIRB also posts information online at [ftp.nirb.ca](http://ftp.nirb.ca) - look under "Active Screenings".

Individuals can be added to the NIRB's comprehensive email distribution list too. If you wish, you can be notified directly by email of upcoming Screenings of projects affecting your community or region.

**COMMENT FORM FOR NIRB SCREENINGS**

The Nunavut Impact Review Board (NIRB) has a mandate to protect the integrity of the ecosystems for the existing and future residents of Nunavut. To assess the environmental and socio-economic impacts of the project proposal, NIRB would like to hear your concerns, comments and suggestions about the following project proposal application:

Project Proposal Title: Mulley Lane  
Proponent: Umanam North  
Location: Kivalliq Region  
Comments Due By: March 21, 2011 NIRB #: 11EN000

Indicate your concerns about the project proposal below:

<input type="checkbox"/> no concerns	<input checked="" type="checkbox"/> traditional uses of land
<input type="checkbox"/> water quality	<input type="checkbox"/> land harvesting activities
<input type="checkbox"/> terrain	<input type="checkbox"/> community involvement and consultation
<input type="checkbox"/> air quality	<input type="checkbox"/> local development in the area
<input type="checkbox"/> wildlife and their habitat	<input type="checkbox"/> tourism in the area
<input type="checkbox"/> marine mammals and their habitat	<input type="checkbox"/> human health issues
<input type="checkbox"/> birds and their habitat	<input type="checkbox"/> other <u>ETC - HUNGERS LAND ONLY</u>
<input type="checkbox"/> fish and their habitat	<input type="checkbox"/> <u>IN ONE LOCATION</u>
<input type="checkbox"/> heritage resources in area	

Please describe the concerns indicated above:

Do you have any suggestions or recommendations for this application?  
- form for fuel storage  
- wildlife monitor needed  
- protection of 41 graves of old graves  
- do not leave dead fish in water

Do you support the project proposal? Yes  No  Any additional comments?  
- NO handling of any wildlife by aircraft  
- HD board wants to visit camp & project site in mid August 2011  
- LANDING STRIP OF ONE LOCATION

Name of person commenting: Richard Adenomon of Barke Lake  
Position: Chairman Organization: Hunters and Trappers  
Signature: Richard Adenomon Date: March 15, 2011

## WHO GETS SCREENING NOTIFICATIONS IN YOUR COMMUNITY?

Depending on the Project, any or all of these organizations may be on the NIRB's notification list:

- Hamlet
- Hunters and Trappers Organization
- Community Liaison Officer
- Regional Inuit Association Board Member
- Nunavut Arctic College Learning Centre
- Government of Nunavut offices
- Women's Group
- Wildlife Committee
- You?

## ARE YOU CONCERNED? TIME TO SPEAK OUT

You can provide your input directly to the NIRB on your own, or in cooperation with one of your local organizations. Go to your HTO or Hamlet and get involved in the discussion. Make sure that your community replies to the NIRB's request for comments so that your voice is heard.



L-R: Lucy Cookie, Lizzie Oqaituq, Masta Crow and Meeka Oqaituq at community BBQ in Sanikiluaq

## STAY ON TOP OF SCREENING ACTIVITIES!



- Email the NIRB at [info@nirb.ca](mailto:info@nirb.ca), and ask to be added to the email distribution list
- Follow the NIRB website to see what projects are being screened, [www.nirb.ca](http://www.nirb.ca) and click on Screening.
- Talk to local organizations to find out if they plan on providing input and join the discussion.
- Download the NIRB Activity Calendar to find out about upcoming Screening deadlines and decisions at [ftp.nirb.ca](ftp://ftp.nirb.ca)

# NIRB MAKES INFORMED DECISIONS

## STEP 4: STAFF COMPLETE TECHNICAL ASSESSMENT

For every Screening, the NIRB staff in Cambridge Bay takes all comments received, completes the technical assessment and prepares a briefing package for the Board.

## STEP 5: BOARD MEMBERS MAKE DECISION

The Board members review the briefing package, including the public comments received and the staff recommendations. The Board considers all of the information and votes.

They decide on one of four options:

- **Option 1:** Approve project with terms and conditions
- **Option 2:** Additional review required
- **Option 3:** Send back to proponent for clarification
- **Option 4:** Modify or abandon project



**Nunavut  
Land Claims  
Agreement**

*"...The proposal may be processed without a Review...NIRB may recommend specific terms and conditions to be attached to any approval, reflecting the [NIRB's] primary objectives..."*  
(s.12.4.4 (a))



Igloolik Photo: Li Wan

## Board Decision Options

Board Makes Screening Decision



**Option 1:**  
Approve with terms and conditions

The Board may recommend that a project be approved and go directly to licensing. When the impacts are well known and can be managed, the NIRB can specify the terms and conditions the proponent must follow to prevent or lessen any negative impacts to an acceptable level.



**Option 2:**  
Additional Review required

The Board may decide a project be sent for a full environmental and socio-economic impact Review because of the potential for significant impacts. This is what happens, for example, with mining or large infrastructure projects where the plans are complex and require more study and consultation with affected communities.



**Option 3:**  
Send back to proponent for clarification

The Board can recommend that a proposal be sent back to the proponent because it was not developed enough to allow for proper Screening.



**Option 4:**  
Modify or abandon the project

When the impacts of a project are considered by the NIRB to be unacceptable, the Board may recommend that the proposal be modified so that certain components are changed, or abandoned completely.

# FINAL DECISION

## STEP 6: NIRB ISSUES REPORT TO MINISTER

Once the Board has made a decision on which option is best, the NIRB issues a Screening Decision Report to the Minister.

The Minister will receive your comments and concerns summarized in the NIRB's written decision. The NIRB's Screening process is unique in providing opportunity for Inuit and the general public to be directly involved and have their say before projects can be approved in Nunavut.

Everyone on the distribution list receives notice of the NIRB's Screening Decision by email and the full report is posted on the NIRB online registry at [ftp.nirb.ca](http://ftp.nirb.ca) for anyone to view. All screening documents, comments, letters, reports, and decisions are also posted on the NIRB website for everyone to access.

## STEP 7: MINISTER MAKES FINAL DECISION

Once the Minister receives the NIRB's Screening Decision Report, the Minister decides if they agree with the NIRB's decision as presented in the report.

The Minister can accept, reject or vary the NIRB's decision subject to the conditions of the Nunavut Land Claims Agreement.

### TRACK THE SCREENING DECISIONS OF A PROJECT ONLINE!



- \* NIRB Screening Decision Report online at [ftp.nirb.ca](http://ftp.nirb.ca) - see Screening Decisions folder
- \* Receive an email notice – sign up on the NIRB's distribution list
- \* If a project goes to Review – see the next guide, *Review: NIRB Public Guide, Stage 2*
- \* If a project is approved and sent to licensing, see *Monitoring: NIRB Public Guide, Stage 3*

## STAY INVOLVED

Your input matters – follow the progress of projects in your community, and make your voice heard.

If the Minister's final decision is to send the project to Review, see *Review: NIRB Public Guide, Stage 2*, to find out how you can continue to be involved and make a difference.

The majority of project proposals that move through the Screening process are approved to move forward. If a project is approved and sent directly to licensing, learn more about next steps in *Monitoring: NIRB Public Guide, Stage 3*.

How will you participate in the NIRB assessment of projects that affect you and your community?



*Peter Ivalu, participating in the Review process at Baffinland Mary River Final Hearing, Iqaluit Photo: Marc Pike c. Baffinland Iron Mines 2012*



# NIRB PUBLIC GUIDE SERIES



## Nunavut Impact Review Board

c/o Executive Director, P.O. Box 1360, Cambridge Bay, NU X0B 0C0

Toll Free Telephone: 1-866-233-3033 Fax: (867) 983-2594 Email: [info@nirb.ca](mailto:info@nirb.ca) Website: <http://www.nirb.ca> FTP Site: <http://ftp.nirb.ca>

## NIRB TECHNICAL GUIDES:

- \* Proponent's Guide
- \* Authorizing Agencies Guide
- \* NIRB Rules of Procedure
- \* Environmental Impact Statement Guidelines
- \* Terminology and Definitions